

Innovations Academy Board Agenda: 3/10/26 @ 6:00 pm

Meeting location(s)

Innovations Academy 5454 Ruffin Rd San Diego, CA 92123	636 Hillsborough St, Oakland, CA 94606	Public call in number 425- 436-6381* Access code 1637013
--	---	--

*Members of the public need not state their names when entering the conference call. Call-in number is provided as a convenience to the public.

Board Attendance

--	--	--	--	--	--	--

Others in Attendance

--	--	--	--	--	--	--

Agenda

Topic	Minutes
➤ Call to order / roll call	Time / Date Roll Call Attendance Board in Attendance: Board Members Absent: Other Present: 1.
➤ Approval of current agenda	Vote
<p align="center">CLOSED SESSION</p> <p>The closed session will address:</p> <ul style="list-style-type: none"> ● Public Employee Discipline/Dismissal/Release ● Confidential Student Discipline Matters ● Pending Litigation ● Real Property Matters <p>Under California's Brown Act, closed sessions are allowed for specific reasons to protect sensitive information</p>	NO CLOSED SESSION THIS MEETING
Adjournment of Closed Session Report out of closed session	NA
➤ Approval of prior month meeting minutes <ul style="list-style-type: none"> ○ February 10, 2026 	Vote
➤ Public comments (3 mins per person)	
Teacher briefing : (Adrienne Reighard (3rd))	
Financial Report (CSMC- Josh Hartzel) <ul style="list-style-type: none"> ● Second Interim Budget Revision ● Alt Form Second Interim 	Approval Items/Vote Needed

<ul style="list-style-type: none"> ● Financials Presentation 	
Finance Committee <ul style="list-style-type: none"> ● Report 	
Director Items(Christine) <ul style="list-style-type: none"> ● 26-27 Student Calendar (needs approval) ● Enrollment info update ● Compliance items with due dates ● Salary Revision (needs approval) 	Vote:
➤ Next board meeting	
<ul style="list-style-type: none"> ○ Confirm date of next meeting 	
<ul style="list-style-type: none"> ○ Identify agenda items for next meeting 	
Meeting adjourned	

The foregoing minutes were approved by the Board of Directors of Innovations Academy on _____.

Secretary

Please contact Innovations Academy Board @ Board@InnovationsAcademy.org if you require special assistance or a listening device to attend the Board Meeting. Requests must be made 48 hours in advance.

1. TELECONFERENCE MEETINGS. Members of the Board of Directors may participate in teleconference meetings so long as all of the following requirements in the Brown Act are complied with:
 - At a minimum, a quorum of the members of the Board of Directors shall participate in the teleconference meeting from locations within the boundaries of the State of California;
 - All votes taken during a teleconference meeting shall be by roll call;
 - If the Board of Directors elects to use teleconferencing, it shall post agendas at all teleconference locations with each teleconference location being identified in the notice and agenda of the meeting;
 - All locations where a member of the Board of Directors constituting the quorum participates in a meeting via teleconference must be fully accessible to members of the public and shall be listed on the agenda;
 - Members of the public must be able to hear what is said during the meeting and shall be provided with an opportunity to address the Board of Directors directly at each teleconference location; and
 - The agenda shall indicate that members of the public attending a meeting conducted via teleconference need not give their name when entering the conference call.
 - The Brown Act prohibits requiring members of the public, to provide their names as a condition of attendance at the meeting; however, those wishing to speak may be required to identify themselves.




Financials through Jan 31, 2026

Monthly Financial Board Report

Prepared for: Innovations Academy

Prepared by School's CSMC SBM - Josh Hartzel



Financial Summary

Actual to Budget:

This report is as of Jan 31, 2026, compared against our board-approved Preliminary budget, based on 475 students enrolled and 451.3 ADA

YTD Revenues through **Jan 31, 2026**, are **\$3,245,419** or **1.2% (\$39,516) over** our current budget.

YTD Expenses through **Jan 31, 2026**, are **\$3,437,519** or **-9.7% (\$368,131) under** our current budget due to both lower spending and delayed invoicing from Ed Consultants.

Therefore, net income is **(\$192,100)** or **\$407,647** better than anticipated.

Balance Sheet:

As of Jan 31, 2026, we had total cash of \$5,033,799, short-term liabilities of \$1,053,923, and long-term liabilities of \$65,917. The ending fund balance is \$4,112,373.

Understanding the Financial Health of the Organization

The chart below explains some of the parameters that the school's leadership can evaluate to understand their financial health, and potential areas of weakness.

Cash Ratio

Ability to meet short-term obligations with cash



Current:

477.6%

Target:

> 100.0 %

Formula:

$(\text{Cash}) / (\text{Current Liabilities})$

Current Ratio (Liquidity)

Ability to pay short-term obligations



Current:

4.8

Target:

> 1.0

Formula:

$(\text{Current Assets}) / (\text{Current Liabilities})$

Defensive Interval

Months of continued operation without incoming funds



Current:

9.2

Target:

> 3 months

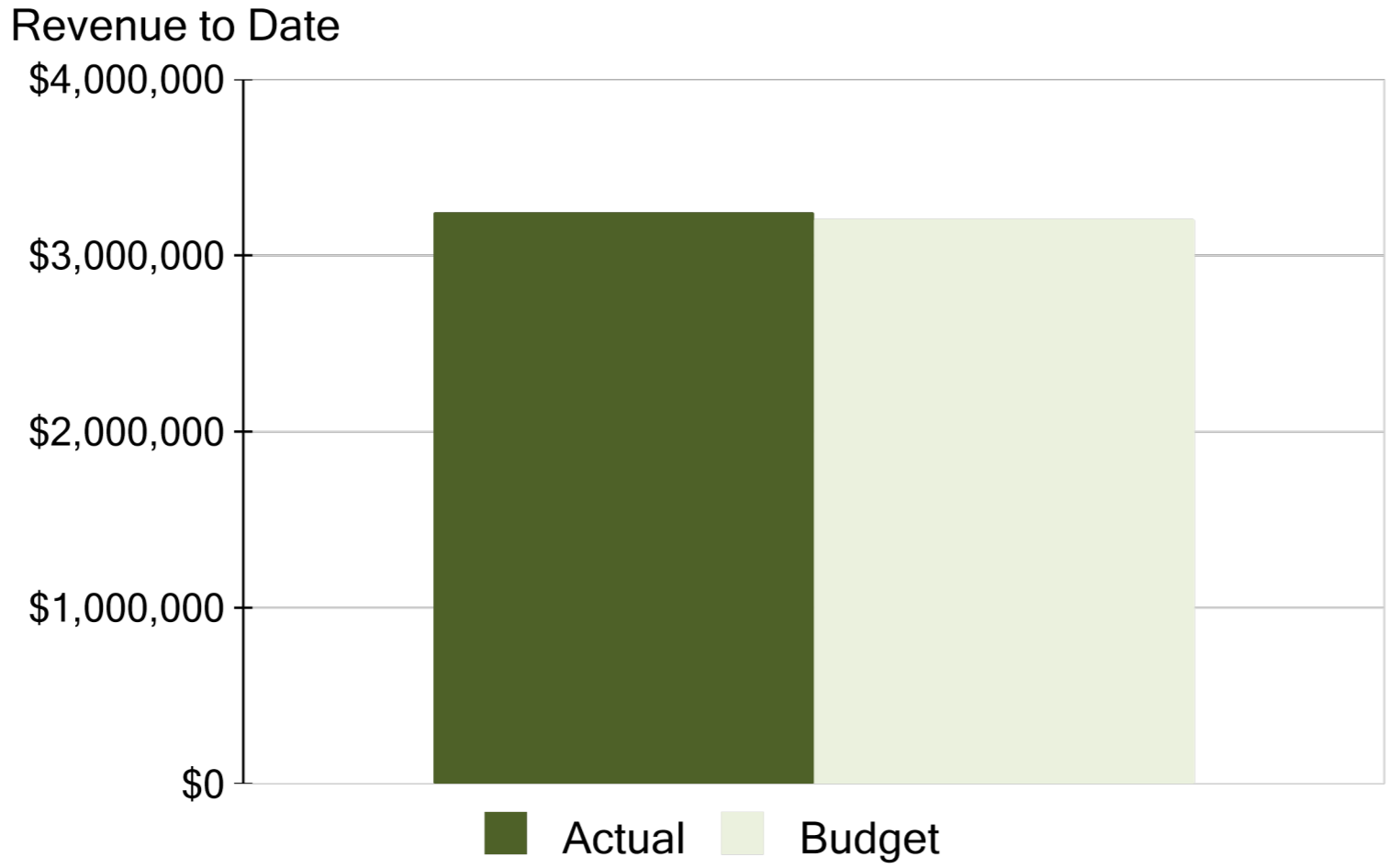
Formula:

$(\text{Cash} + \text{Securities} + \text{AR}) / (\text{Average Expenses for Past 12 Months})$

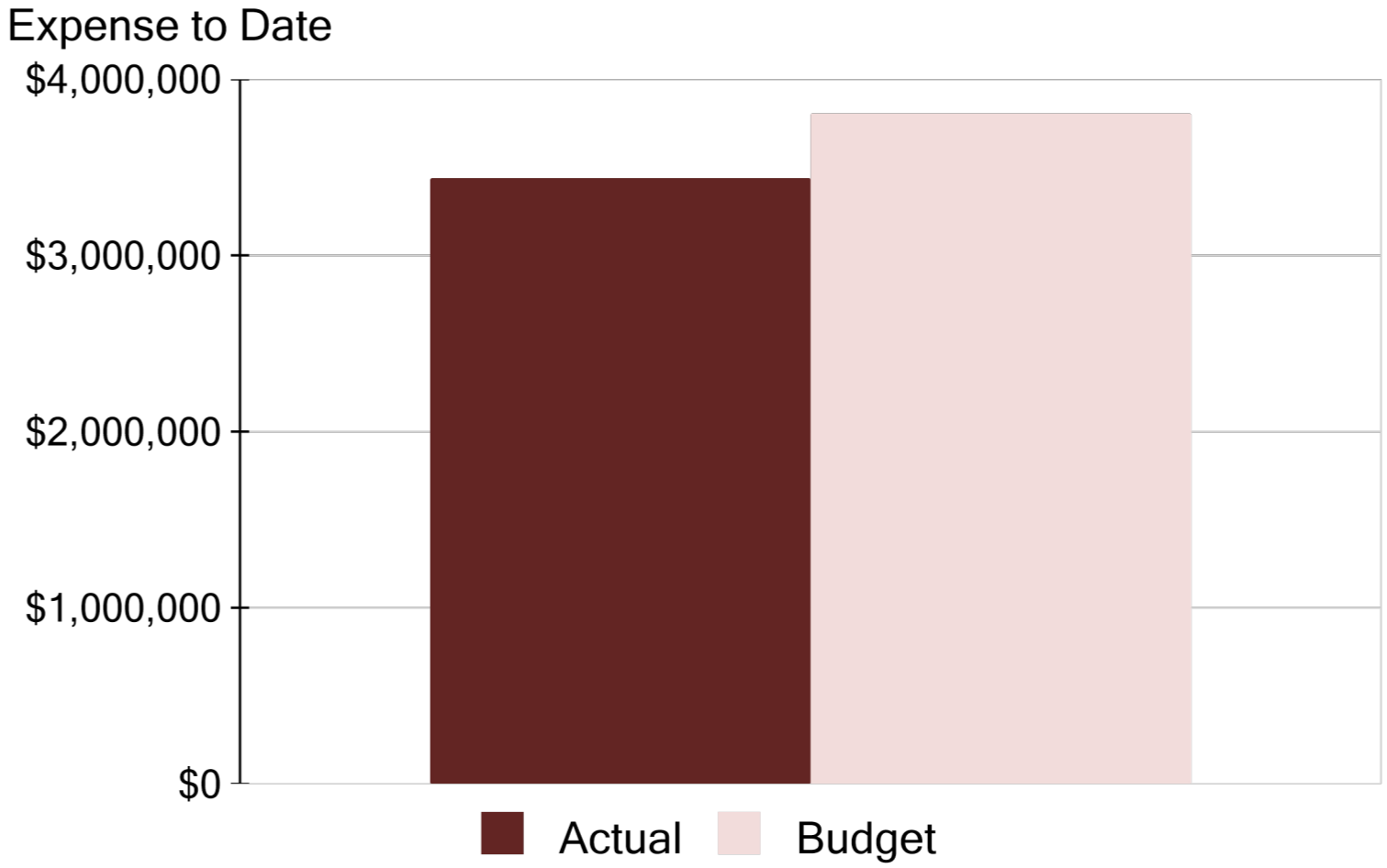
Financial Snapshot

FY 2025-2026, July - January

Cash Balance
 **\$5,036,848**



Revenue Summary	
Actual	\$3,245,419
Budget	\$3,205,903
Actual to Budget	1.2%



Expense Summary	
Actual	\$3,437,519
Budget	\$3,805,650
Actual to Budget	-9.7%

Actual to Budget Summary

FY 2025-2026, July - January

Account Description	July - Last Closed			2025-2026		
	Actual	Budget	Variance \$	Total Budget	Actual to Total Budget %	Remaining Budget
LCFF Revenue	\$2,449,197	\$2,391,620	\$57,577	\$5,075,222	48.3%	\$2,626,025
Federal Revenue	\$101,002	\$78,087	\$22,915	\$166,059	60.8%	\$65,057
State Revenue	\$554,673	\$623,724	(\$69,051)	\$1,284,883	43.2%	\$730,210
Local Revenue	\$140,548	\$112,472	\$28,075	\$224,944	62.5%	\$84,397
Total Revenue	\$3,245,419	\$3,205,903	\$39,516	\$6,751,108	48.1%	\$3,505,689
Benefits	\$618,835	\$632,494	\$13,659	\$1,116,960	55.4%	\$498,125
Classified Salaries	\$381,300	\$342,884	(\$38,416)	\$616,516	61.8%	\$235,215
Certificated Salaries	\$1,656,360	\$1,631,151	(\$25,209)	\$2,967,387	55.8%	\$1,311,027
Total Personnel Expenses	\$2,656,495	\$2,606,528	(\$49,967)	\$4,700,863	56.5%	\$2,044,368
Capital Outlay	-	\$52,500	\$52,500	\$90,000	0.0%	\$90,000
Services	\$611,900	\$936,455	\$324,556	\$1,605,352	38.1%	\$993,452
Books and Supplies	\$169,124	\$210,167	\$41,042	\$351,000	48.2%	\$181,875
Total Operational Expenses	\$781,024	\$1,199,122	\$418,098	\$2,046,351	38.2%	\$1,265,328
Total Expenses	\$3,437,519	\$3,805,650	\$368,131	\$6,747,214	50.9%	\$3,309,695
Net Income	(\$192,100)	(\$599,747)	\$407,647	\$3,894	-4,933.2%	\$195,994

Revenue
\$3,245,419

Expenses
\$3,437,519

Surplus / (Deficit)
(\$192,100)

This report displays all actual and budgeted revenue and expenditures by object code series and by month. This report can be useful in revenue in a timely manner and that you stay within board approved expenditure levels.

Balance Sheet Summary FY 2025-2026 - January

Assets	
Current Assets	
Accounts Receivable	\$5,271
Cash and Cash Equivalents	\$5,036,848
Total Current Assets	\$5,042,119
Fixed Assets	
Accumulated Depreciation	(\$207,639)
Fixed Assets	\$397,733
Total Fixed Assets	\$190,094
Total Assets	\$5,232,213

Liabilities and Net Assets	
Short-term Liabilities	
Accounts Payable	\$1,942
Accrued Liabilities	\$153,194
Other Short Term Liability	\$898,788
Total Short-term Liabilities	\$1,053,923
Long-term Liabilities	
Other Liabilities	\$65,917
Total Long-term Liabilities	\$65,917
Total Liabilities	\$1,119,840
Total Unrestricted Net Assets	\$4,304,473
Total Net Increase/(Decrease) in Net Assets	(\$192,100)
Total Net Assets	\$4,112,373
Total Liabilities and Net Assets	\$5,232,213

Liquidity Ratio

4.8

The balance sheet displays all of the school's assets and the school's obligations ('liabilities') at a particular point in time. It is a useful way to ensure the school has enough money to pay off its debts.

CSMC Charter School Support Team



Kristin Nowak
Executive VP of Strategic Management
knowak@csmci.com




Aaron Guibord
Executive VP of Operations
aguibord@csmci.com



Josh Eng
VP of School Business Management
jeng@csmci.com



Josh Hartzel
School Business Manager
jhartzel@csmci.com



Peter Balfour
Divisional Director
pbalfour@csmci.com



Jane Folsbee
Account Manager
mfolsbee@csmci.com

Looking Ahead

AREA	DUE DATE	COMPLIANCE ITEM	COMPLETED BY	BOARD MUST APPROVED	ADDITIONAL INFORMATION
Finance	3/15/2026	Second Interim Financial Report state deadline, authorizers may require earlier - Local educational agencies (LEAs) are required to file two reports during a fiscal year (interim reports) on the status of the LEA's financial health. The second interim report is due March 17 for the period ending January 31. The interim reports must include a certification of whether or not the LEA is able to meet its financial obligations. The certifications are classified as positive, qualified, or negative.	CSMC with School Support	Yes	https://www.cde.ca.gov/fg/fi/ir/interimstatus.asp#:~:text=Local%20educational%20agencies%20(LEAs)%20are,the%20period%20ending%20January%2031.
Finance	3/15/2026	Second Interim Financial Report state deadline, authorizers may require earlier - Local educational agencies (LEAs) are required to file two reports during a fiscal year (interim reports) on the status of the LEA's financial health. The second interim report is due March 17 for the period ending January 31. The interim reports must include a certification of whether or not the LEA is able to meet its financial obligations. The certifications are classified as positive, qualified, or negative.	CSMC with School Support	Yes	https://www.cde.ca.gov/fg/fi/ir/interimstatus.asp#:~:text=Local%20educational%20agencies%20(LEAs)%20are,the%20period%20ending%20January%2031.
Student Data	3/21/2026	CALPADS Fall 2 Submission Deadline - Fall 2 Submission to CALPADS The Fall 2 submission to CALPADS focuses on reporting staff assignments, course enrollment, and English Learner services. This data is critical for ensuring compliance with credentialing requirements, monitoring teacher assignments, and supporting funding allocations for language instruction programs. Accurate and timely reporting in Fall 2 helps maintain data integrity and informs educational program decisions at the state level.	CSMC with School Support	No	https://documentation.calpads.org/Training/Fall2/ReportingRoadmap/
Webinars	3/26/2026	CSMC Webinar -	School	No	https://us06web.zoom.us/webinar/register/WN_3jxj11TX2T7gdlqL0fng
Webinars	3/26/2026	CSMC Webinar -	School	No	https://us06web.zoom.us/webinar/register/WN_3jxj11TX2T7gdlqL0fng
Finance	4/1/2026	Form 700 - Every elected official and public employee who makes or influences governmental decisions is required to submit a Statement of Economic Interest, also known as the Form 700. The Form 700 provides transparency and ensures accountability.	School	Yes	https://www.fppc.ca.gov/Form700.html
Finance	4/1/2026	Audit firm selection - LEA deadline to contract with independent auditor	School	Yes	https://www.cde.ca.gov/fg/au/ag/
Finance	4/1/2026	Form 700 - Every elected official and public employee who makes or influences governmental decisions is required to submit a Statement of Economic Interest, also known as the Form 700. The Form 700 provides transparency and ensures accountability.	School	Yes	https://www.fppc.ca.gov/Form700.html

Looking Ahead

AREA	DUE DATE	COMPLIANCE ITEM	COMPLETED BY	BOARD MUST APPROVED	ADDITIONAL INFORMATION
Finance	4/1/2026	Audit firm selection - LEA deadline to contract with independent auditor	School	Yes	https://www.cde.ca.gov/fg/au/ag/
Finance	4/11/2026	Special education MOE pre-test; timing and steps vary by SELPA - Due date may vary depending on an LEA's SELPA: The MOE Pre-Test is a mid-year submission to identify any difficulties with passing MOE for the current year. It is due to the SELPA in March using estimates.	CSMC with School Support	No	
Finance	4/16/2026	Special education federal expenditure report; timing and steps vary by SELPA - Due date may vary depending on an LEA's SELPA: Federal revenues are received through a grant, which is paid on a reimbursement basis. Each LEA is required to submit reports of its federal expenditures throughout the year to facilitate consistent cash flows.	CSMC	No	https://www.cde.ca.gov/sp/se/as/fy23-24exprptinst.asp
Finance	4/30/2026	El Dorado special education NPS / RTC expenditure report - NPS/RTC expenditure reports are due for expenditures from January to March.	CSMC	No	https://www.cde.ca.gov/sp/se/as/fy23-24exprptinst.asp
Finance	4/30/2026	Federal Cash Management Data Collection (CMDCC) - A web-based data collection application for LEAs to report federal cash management data for federal programs under the Every Student Succeeds Act (ESSA)	CSMC	No	https://www.cde.ca.gov/fg/aa/cm/
Payroll	4/30/2026	1st Quarter Payroll Tax filing due -	Payroll Vendor	No	
Student Data	5/1/2026	P-2 Attendance Report, state deadline -	CSMC with School Support	No	
Finance	5/1/2026	Recommended public hearing for preliminary budget and LCAP - The governing body of a charter school must hold at least one public hearing to solicit recommendations and comments of members of the public regarding the specific actions and expenditures proposed to be included in the LCAP. This public hearing may be held at the same meeting at which the governing body of a charter school adopts the LCAP, but the public hearing to solicit recommendations and comments of members of the public regarding the specific actions and expenditures proposed to be included in the LCAP must occur before the adoption of the LCAP.	School with CSMC Support	Yes	https://www.cde.ca.gov/fg/aa/lc/lcfffaq.asp#CS
Accounting	5/15/2026	Form 990 Return of Exempt Organization -	School	Yes	



HELPING THE EDUCATION MOVEMENT SUCCEED ONE SCHOOL AT A TIME

POWERED BY:



Charter Vision

info@csmci.com

Office: 888.994.CSMC

43460 Ridge Park Dr., Ste. 100

Temecula, Ca 92590

Charter School Second Interim Report

FY 2025-2026

For the Period July 1, 2025 through January 31, 2026
Accrual Basis

Financial Accounting Department

Charter Schools Accounting Office

Authorizing Agency Contact: Theresa Goody (tgoody@sandi.net)

Authorizing Agency Contact: Nadine Creer (ncreer@sandi.net)

Charter School Name:	Innovations Academy
CDS #:	37-68338-0118083
Charter Approving Entity:	San Diego Unified School District
County:	San Diego
SBE Charter #:	

Has board approved a revised budget? (check box below)
 Yes. (Enter board approved revised budget)

Revised Date: 3/10/2026

No. (Enter budget forecast)

Description	Object Code	A	B	C	D	(A + C)	(B + D)	(E + H)	(G - E)
		Unrestricted Budget	Unrestricted Actuals through 01/31/26	Restricted Budget	Restricted Actuals through 01/31/26	Total Budget	Total Actuals through 01/31/26	Projected EFB/NP (Higher of Budget or Actual)	Amount over Budget
A. REVENUES (8000-8799)									
1. Local Control Funding Formula (LCFF) Sources - (8011-8097)									
LCFF State Aid - Current Year (CY) (Res 0000)	8011	646,918	348,999			646,918	348,999	646,918	-
Education Protection Account State Aid (EPA) - CY (Res 1400)	8012	84,170	41,760			84,170	41,760	84,170	-
State Aid - Prior Years (LCFF State Aid and EPA) (Res 0000 and Res 1400)	8019	-	-			-	-	-	-
Transfers to Charter Schools In Lieu of Property Taxes - CY & PY (Res 0000)	8096	4,163,430	2,058,438			4,163,430	2,058,438	4,163,430	-
Other LCFF Transfers	8091, 8097	-	-			-	-	-	-
Total, LCFF Sources		4,894,518	2,449,197			4,894,518	2,449,197	4,894,518	-
2. Federal Revenues (8100-8299)									
ESEA (ESSA): Title I, Part A, Basic Grants Low-Income and Neglected (Res 3010)	8290			65,863	58,114	65,863	58,114	65,863	-
ESEA (ESSA): Title II, Part A, Supporting Effective Instruction Local Grants (Res 4035)	8290			11,119	-	11,119	-	11,119	-
ESEA (ESSA): Title III, English Learner Student Program (Res 4203)	8290			-	-	-	-	-	-
ESEA (ESSA): Title III, Immigrant Student Program (Res 4201)	8290			-	-	-	-	-	-
ESEA (ESSA): Title IV, Part B, 21st Century Community Learning Centers Program (Res 4124)	8290			-	-	-	-	-	-
ESEA (ESSA) Title IV, Part A, Student Support and Academic Enrichment Grants (Res 4127)	8290			10,000	-	10,000	-	10,000	-
ESSA: Title IV, Part C, Public Charter Schools Grant Program (Res 4610)	8290			-	-	-	-	-	-
Special Ed: IDEA Basic Local Assistance Entitlement, Part B, Sec 611 (Res 3310)	8181			56,810	-	56,810	-	56,810	-
Special Ed: IDEA Mental Health Allocation Plan, Part B, Sec 611 (Res 3327)	8182			4,997	-	4,997	-	4,997	-
Child Nutrition - Federal (NSLP) (Res 5310 and others)	8220			41,403	34,652	41,403	34,652	41,403	-
Maintenance and Operations (Public Law 81-874) (Res 0000)	8110			-	-	-	-	-	-
Other Federal Revenues (All other resources not reported separately)	8100-8299			-	-	-	-	-	-
Total - Federal Revenues		-	-	190,192	92,766	190,192	92,766	190,192	-
3. Other State Revenues (8300-8599)									
State Special Education (Res 6500)	8792								
State Special Education Mental Health Services (Res 6512)	8590			372,071	419,846	372,071	419,846	419,846	47,775
Mandate Block Grant (Res 0000)	8550	8,648	-	34,455	48,211	34,455	48,211	48,211	13,756
After School Education and Safety (ASES) (Res 6010)	8677, 8590			-	-	-	-	-	-
Common Core Standards Implementation (Res 7405)	8590			-	-	-	-	-	-
Charter School Facility Grant Program (SB 740) (Res 6030)	8590			-	-	-	-	-	-
COVID-19 LEA Response Funds (SB 117) (Res 7388)	8590			-	-	-	-	-	-
Lottery, Unrestricted (Res 1100)	8560	80,382	-	-	-	80,382	-	80,382	-
Lottery, Restricted - Prop 20 (Res 6300)	8560			34,510	-	34,510	-	34,510	-
Proposition 39 - California Clean Energy Jobs Act (Res 6230)	8590			-	-	-	-	-	-
Other State Revenues (All other resources not reported separately)	8300-8599			871,986	303,818	871,986	303,818	871,986	-
Total - Other State Revenues		89,030	-	1,313,022	771,875	1,402,052	771,875	1,463,583	61,531
4. Local Revenue (8600-8799)									
All Local Revenues	8600-8799	224,944	140,548			224,944	140,548	224,944	-
Total - Local Revenues		224,944	140,548	-	-	224,944	140,548	224,944	-
5. TOTAL REVENUES		5,208,492	2,589,745	1,503,214	864,641	6,711,706	3,454,386	6,773,237	61,531
B. EXPENDITURES AND OTHER OUTGO (1000-7499)									
1. Certificated Salaries									
Teachers' Salaries	1100	1,558,132	995,815	845,136	346,320	2,403,269	1,342,135	2,403,269	-
Pupil Support Salaries	1200	138,858	7,625	77,142	116,559	216,000	124,184	216,000	-
Supervisors' and Administrators' Salaries	1300	245,000	190,042	-	-	245,000	190,042	245,000	-
Other Certificated Salaries	1900	-	-	-	-	-	-	-	-
Total, Certificated Salaries		1,941,990	1,193,481	922,278	462,879	2,864,269	1,656,360	2,864,269	-

Charter School Second Interim Report

Charter School Name: **Innovations Academy**
 CDS #: **37-68338-0118083**
 Charter Approving Entity: **San Diego Unified School District**
 County: **San Diego**
 SBE Charter #: _____

FY 2025-2026
 For the Period July 1, 2025 through January 31, 2026
 Accrual Basis

Financial Accounting Department
 Charter Schools Accounting Office
 Authorizing Agency Contact: Theresa Goody (tgoody@sandi.net)
 Authorizing Agency Contact: Nadine Creer (ncreer@sandi.net)

Has board approved a revised budget? (check box below)
 Yes. (Enter board approved revised budget)

Revised Date: **3/10/2026**

No. (Enter budget forecast)

Description	Object Code	A	B	C	D	(A + C)	(B + D)	(E + H)	(G - E)
		Unrestricted Budget	Unrestricted Actuals through 01/31/26	Restricted Budget	Restricted Actuals through 01/31/26	Total Budget	Total Actuals through 01/31/26	Projected EFB/NP (Higher of Budget or Actual)	Amount over Budget
2. Classified Salaries									
Instructional Salaries	2100	205,823	62,369	56,453	66,941	262,276	129,310	262,276	-
Support Salaries	2200	222,788	94,748	-	36,667	222,788	131,415	222,788	-
Supervisors' and Administrators' Salaries	2300	-	-	-	-	-	-	-	-
Clerical and Office Salaries	2400	200,917	114,907	-	-	200,917	114,907	200,917	-
Other Classified Salaries	2900	28,263	-	-	5,669	28,263	5,669	28,263	-
Total, Classified Salaries		657,790	272,024	56,453	109,277	714,243	381,300	714,243	-
3. Employee Benefits									
STRS	3101-3102	324,471	230,736	154,096	95,127	478,567	325,863	478,567	-
PERS	3201-3202	-	-	-	-	-	-	-	-
OASDI/Medicare (Social Security)	3301-3302	93,557	37,368	24,852	12,753	118,410	50,121	118,410	-
Health and Welfare Benefits	3401-3402	227,810	154,979	108,190	61,918	336,000	216,897	336,000	-
Unemployment Insurance	3501-3502	21,093	7,083	6,601	3,092	27,694	10,175	27,694	-
Workers' Compensation Insurance	3601-3602	12,999	11,506	4,894	4,273	17,893	15,779	17,893	-
OPEB, Allocated	3701-3702	-	-	-	-	-	-	-	-
OPEB, Active Employees	3751-3752	-	-	-	-	-	-	-	-
Other Employee Benefits	3901-3902	-	-	-	-	-	-	-	-
Total, Employee Benefits		679,931	441,672	298,633	177,163	978,563	618,835	978,563	-
4. Books and Supplies									
Approved Textbooks and Core Curricula Materials	4100	21,000	17,489	-	2,771	21,000	20,261	21,000	-
Books and Other Reference Materials	4200	13,000	1,959	-	4,140	13,000	6,099	13,000	-
Materials and Supplies	4300	85,000	32,044	-	10,708	85,000	42,752	85,000	-
Non-capitalized Equipment	4400	120,000	56,935	10,000	8,427	130,000	65,362	130,000	-
Food (Food used in food-service activities for which the purpose is nutrition)	4700	16,843	-	93,157	34,652	110,000	34,652	110,000	-
Total, Books and Supplies		255,843	108,427	103,157	60,698	359,000	169,124	359,000	-
5. Services and Other Operating Expenditures									
Subagreements for Services	5100	177,395	825	-	23,825	177,395	24,650	177,395	-
Travel and Conferences	5200	7,762	6,697	27,238	7,114	35,000	13,812	35,000	-
Dues and Memberships	5300	12,000	10,300	-	-	12,000	10,300	12,000	-
Insurance	5400	75,000	69,225	-	-	75,000	69,225	75,000	-
Operations and Housekeeping Services	5500	295,000	121,517	-	-	295,000	121,517	295,000	-
Rentals,Leases,Repairs,and Noncapitalized Improvements	5600	86,620	47,590	-	9,395	86,620	56,985	86,620	-
Transfer of Direct Costs (MUST net to zero)	5700	-	-	-	-	-	-	-	-
Prof/Consulting Svcs and Operating Expend (Include District Oversight)	5800	578,654	280,804	311,761	14,291	890,416	295,094	890,416	-
Communications	5900	32,000	20,316	-	-	32,000	20,316	32,000	-
Total, Services and Other Operating Expenditures		1,264,431	557,274	338,999	54,625	1,603,431	611,900	1,603,431	-
6. Capital Outlay									
Depreciation Expense (See Sections G.9 & F.2.a)	6900	90,000	-	-	-	90,000	-	90,000	-
Total, Capital Outlay		90,000	-	-	-	90,000	-	90,000	-
7. Other Outgo									
Tuition to Other Schools (Include contribution to unfunded cost of Sp Ed.)	7110-7143	-	-	-	-	-	-	-	-
Transfers of Pass-Through Revenues to Other LEAs	7211-7213	-	-	-	-	-	-	-	-
Transfers of Apportionments to Other LEAs - Spec Ed and All Others	7221-7223	-	-	-	-	-	-	-	-
All Other Transfers	7280-7299	-	-	-	-	-	-	-	-
Transfers of Indirect Costs (MUST net to zero)	7300-7399	-	-	-	-	-	-	-	-
Debt Service - Interest	7430-7439	-	-	-	-	-	-	-	-
Debt Service - Principal (FOR MODIFIED ACCRUAL BASIS ONLY)	7439	-	-	-	-	-	-	-	-
Total, Other Outgo		-	-	-	-	-	-	-	-
8. TOTAL EXPENDITURES		4,889,985	2,572,878	1,719,520	864,641	6,609,505	3,437,519	6,609,505	-
C. EXCESS (DEFICIENCY) OF REVENUES OVER EXPEND.									
BEFORE OTHER FINANCING SOURCES AND USES (A5-B8)		318,507	16,866	(216,306)	0	102,201	16,866	163,732	-

Charter School Second Interim Report

FY 2025-2026

For the Period July 1, 2025 through January 31, 2026

Accrual Basis

Financial Accounting Department

Charter Schools Accounting Office

Authorizing Agency Contact: Theresa Goody (tgoody@sandi.net)

Authorizing Agency Contact: Nadine Creer (ncreer@sandi.net)

Charter School Name:	Innovations Academy
CDS #:	37-68338-0118083
Charter Approving Entity:	San Diego Unified School District
County:	San Diego
SBE Charter #:	

Has board approved a revised budget? (check box below)

Yes. (Enter board approved revised budget)

Revised Date: 3/10/2026

No. (Enter budget forecast)

Description	Object Code	A	B	C	D	(A + C) E	(B + D) F	(E + H) G	(G - E) H
		Unrestricted Budget	Unrestricted Actuals through 01/31/26	Restricted Budget	Restricted Actuals through 01/31/26	Total Budget	Total Actuals through 01/31/26	Projected EFB/NP (Higher of Budget or Actual)	Amount over Budget
I. LIABILITIES									
1. Accounts Payable	9500						-		
2. Due to Grantor Government	9590						-		
3. Due to Other Funds	9610						-		
4. Current Loans	9640						-		
5. Deferred Revenue	9650						-		
6. Long-term Liabilities	9660-9669						-		
7. Total Liabilities			-		-		-		
J. DEFERRED INFLOWS OF RESOURCES									
1. Deferred Inflows of Resources	9690						-		
2. Total Deferred inflows of Resources			-		-		-		
K. ENDING FUND BALANCE/NET POSITION, January 31, 2026									
1. Ending Fund Balance/Net Position (Sections G.11+H.2-1.7-1.2)			(must = Line F2)		-		(must = Line F2)		
<i>(MUST agree with F.2)</i>									

BUDGET VARIANCE ANALYSIS
2nd Interim Budget vs Preliminary Budget
FY 2025-26

Instructions:

Column G "Preliminary Budget" - manual input (data source: Budget submitted in June 2025)
 Column H "2nd Interim Budget" - will automatically populate (linked to Interim Input tab)
 Column I "\$ Difference" - will automatically populate
 Column J "% Change" - will automatically populate
 Column K "Explanation" - provide an explanation if Column J is highlighted in RED

Charter School Name:	Innovations Academy
CDS #:	37-68338-0118083
Charter Approving Entity:	San Diego Unified School District
County:	San Diego
SBE Charter #:	0

Description	Object Code	Preliminary Budget (A)	Revised 2nd Interim Budget (B)	2nd Interim Budget vs Preliminary Budget Favorable / (Unfavorable)		Explanation of Change <i>(e.g. enrollment increase from 350 students to 280.; one-time purchase of 100 chrome books, etc.)</i> =>10% and =>(-10%)
				\$ Difference (Col B & A) (C)	% Change (C/A) (D)	
A. REVENUES (8000-8799)						
1. Local Control Funding Formula (LCFF) Sources - (8011-8097)						
LCFF State Aid - Current Year (CY) (Res 0000)	8011	775,778	646,918	(128,860)	-17%	Lower enrollment
Education Protection Account State Aid (EPA) - CY (Res 1400)	8012	86,450	84,170	(2,280)	-3%	
State Aid - Prior Years (LCFF State Aid and EPA) (Res 0000 and Res 1400)	8019	-	-	-	0%	
Transfers to Charter Schools In Lieu of Property Taxes - CY & PY (Res 0000)	8096	4,212,994	4,163,430	(49,564)	-1%	
Other LCFF Transfers	8091, 8097	-	-	-	0%	
Total, LCFF Sources		5,075,222	4,894,518	(180,704)	-4%	
2. Federal Revenues (8100-8299)						
ESEA (ESSA): Title I, Part A, Basic Grants Low-Income and Neglected (Res 3010)	8290	45,156	65,863	20,707	46%	New Allocations
ESEA (ESSA): Title II, Part A, Supporting Effective Instruction Local Grants (Res 4035)	8290	7,693	11,119	3,426	45%	New Allocations
ESEA (ESSA) : Title III, English Learner Student Program (Res 4203)	8290	-	-	-	0%	
ESEA (ESSA) : Title III, Immigrant Student Program (Res 4201)	8290	-	-	-	0%	
ESEA (ESSA): Title IV, Part B, 21st Century Community Learning Centers Program (Res 4124)	8290	-	-	-	0%	
ESEA (ESSA) Title IV, Part A, Student Support and Academic Enrichment Grants (Res 4127)	8290	10,000	10,000	-	0%	
ESSA: Title IV, Part C, Public Charter Schools Grant Program (Res 4610)	8290	-	-	-	0%	
Special Ed: IDEA Basic Local Assistance Entitlement, Part B, Sec 611 (Res 3310)	8181	-	56,810	56,810	0%	
Special Ed: IDEA Mental Health Allocation Plan, Part B, Sec 611 (Res 3327)	8182	-	4,997	4,997	0%	
Child Nutrition - Federal (NSLP) (Res 5310 and others)	8220	41,403	41,403	-	0%	
Maintenance and Operations (Public Law 81-874) (Res 0000)	8110	-	-	-	0%	
Other Federal Revenues (All other resources not reported separately)	8100-8299	61,807	-	(61,807)	-100%	Special Ed (Basic and Mental Health)
Total - Federal Revenues		166,059	190,192	24,133	15%	
3. Other State Revenues (8300-8599)						
State Special Education (Res 6500)	8792	372,071	372,071	-	0%	
State Special Education Mental Health Services (Res 6512)	8590	34,455	34,455	-	0%	
Mandate Block Grant (Res 0000)	8550	8,582	8,648	66	1%	
After School Education and Safety (ASES) (Res 6010)	8677, 8590	-	-	-	0%	
Common Core Standards Implementation (Res 7405)	8590	-	-	-	0%	
Charter School Facility Grant Program (SB 740) (Res 6030)	8590	-	-	-	0%	
COVID-19 LEA Response Funds (SB 117) (Res 7388)	8590	-	-	-	0%	
Lottery, Unrestricted (Res 1100)	8560	82,560	80,382	(2,178)	-3%	
Lottery, Restricted - Prop 20 (Res 6300)	8560	35,445	34,510	(935)	-3%	
Proposition 39 - California Clean Energy Jobs Act (Res 6230)	8590	-	-	-	0%	
Other State Revenues (All other resources not reported separately)	8300-8599	751,772	871,986	120,214	16%	SSPD Grant
Total - Other State Revenues		1,284,885	1,402,052	117,167	9%	
4. Local Revenue (8600-8799)						
All Local Revenues	8600-8799	224,944	224,944	-	0%	
Total - Local Revenues		224,944	224,944	-	0%	
5. TOTAL REVENUES		6,751,110	6,711,706	(39,404)		
B. EXPENDITURES AND OTHER OUTGO (1000-7499)						
1. Certificated Salaries						
Teachers' Salaries	1100	2,277,387	2,403,269	125,881	6%	
Pupil Support Salaries	1200	286,000	216,000	(70,000)	-24%	Reduced Staffing
Supervisors' and Administrators' Salaries	1300	332,000	245,000	(87,000)	-26%	Reduced Staffing
Other Certificated Salaries	1900	72,000	-	(72,000)	-100%	Reduced Staffing
Total, Certificated Salaries		2,967,387	2,864,269	(103,119)	-3%	
2. Classified Salaries						
Instructional Salaries	2100	234,014	262,276	28,263	12%	Increased Supports
Support Salaries	2200	208,182	222,788	14,606	7%	
Supervisors' and Administrators' Salaries	2300	-	-	-	0%	
Clerical and Office Salaries	2400	174,320	200,917	26,597	15%	Increased Supports
Other Classified Salaries	2900	-	28,263	28,263	0%	
Total, Classified Salaries		616,516	714,243	97,727	16%	

BUDGET VARIANCE ANALYSIS
2nd Interim Budget vs Preliminary Budget
FY 2025-26

Instructions:

Column G "Preliminary Budget" - manual input (data source: Budget submitted in June 2025)
 Column H "2nd Interim Budget" - will automatically populate (linked to Interim Input tab)
 Column I "\$ Difference" - will automatically populate
 Column J "% Change" - will automatically populate
 Column K "Explanation" - provide an explanation if Column J is highlighted in RED

Charter School Name:	Innovations Academy
CDS #:	37-68338-0118083
Charter Approving Entity:	San Diego Unified School District
County:	San Diego
SBE Charter #:	0

Description	Object Code	2nd Interim Budget vs Preliminary Budget		Favorable / (Unfavorable)		Explanation of Change <i>(e.g. enrollment increase from 350 students to 280.; one-time purchase of 100 chrome books, etc.)</i> =>10% and =>(-10%)
		Preliminary Budget (A)	Revised 2nd Interim Budget (B)	\$ Difference (Col B & A) (C)	% Change (C/A) (D)	
3. Employee Benefits						
STRS	3101-3102	566,771	478,567	(88,204)	-16%	
PERS	3201-3202	-	-	-	0%	
OASDI/Medicare (Social Security)	3301-3302	90,191	118,410	28,219	31%	
Health and Welfare Benefits	3401-3402	390,000	336,000	(54,000)	-14%	
Unemployment Insurance	3501-3502	25,200	27,694	2,494	10%	
Workers' Compensation Insurance	3601-3602	44,799	17,893	(26,906)	-60%	
OPEB, Allocated	3701-3702	-	-	-	0%	
OPEB, Active Employees	3751-3752	-	-	-	0%	
Other Employee Benefits	3901-3902	-	-	-	0%	
Total, Employee Benefits		1,116,961	978,563	(138,398)	-12%	Fluctuations due to staffing adjustments
4. Books and Supplies						
Approved Textbooks and Core Curricula Materials	4100	13,000	21,000	8,000	62%	
Books and Other Reference Materials	4200	13,000	13,000	-	0%	
Materials and Supplies	4300	85,000	85,000	-	0%	
Non-capitalized Equipment	4400	130,000	130,000	-	0%	
Food (Food used in food-service activities for which the purpose is nutrition)	4700	110,000	110,000	-	0%	
Total, Books and Supplies		351,000	359,000	8,000	2%	
5. Services and Other Operating Expenditures						
Subagreements for Services	5100	177,395	177,395	-	0%	
Travel and Conferences	5200	35,000	35,000	-	0%	
Dues and Memberships	5300	12,000	12,000	-	0%	
Insurance	5400	75,000	75,000	-	0%	
Operations and Housekeeping Services	5500	295,000	295,000	-	0%	
Rentals,Leases,Repairs,and Noncapitalized Improvements	5600	86,620	86,620	-	0%	
Transfer of Direct Costs (<i>MUST net to zero</i>)	5700	-	-	-	0%	
Prof/Consulting Svcs and Operating Expend (<i>Include District Oversight</i>)	5800	892,337	890,416	(1,921)	0%	
Communications	5900	32,000	32,000	-	0%	
Total, Services and Other Operating Expenditures		1,605,352	1,603,431	(1,921)	0%	
6. Capital Outlay						
Depreciation Expense (See Sections G.9 & F.2.a)	6900	90,000	90,000	-	0%	
Total, Capital Outlay		90,000	90,000	-	0%	
7. Other Outgo						
Tuition to Other Schools (<i>Include contribution to unfunded cost of Sp Ed.</i>)	7110-7143	-	-	-	0%	
Transfers of Pass-Through Revenues to Other LEAs	7211-7213	-	-	-	0%	
Transfers of Apportionments to Other LEAs - Spec Ed and All Others	7221-7223	-	-	-	0%	
All Other Transfers	7280-7299	-	-	-	0%	
Transfers of Indirect Costs (<i>MUST net to zero</i>)	7300-7399	-	-	-	0%	
Debt Service - Interest	7430-7439	-	-	-	0%	
Debt Service - Principal (FOR MODIFIED ACCRUAL BASIS ONLY)	7439	-	-	-	0%	
Total, Other Outgo		-	-	-	0%	
8. TOTAL EXPENDITURES		6,747,215	6,609,505	(137,710)		
C. EXCESS (DEFICIENCY) OF REVENUES OVER EXPEND. BEFORE OTHER FINANCING SOURCES AND USES (A5-B8)		3,895	102,201			
D. OTHER FINANCING SOURCES/USES (7600-7699, 8930-8999)						
1. All Other Financing Sources	8930-8979	-	-	-		
2. Other Uses	7630-7699	-	-	-		
3. Contributions between unrestricted and restricted accounts (<i>MUST net to zero</i>) (<i>Include contribution to the unfunded cost of Special Education</i>)	8980-8999	-	-	-		
4. TOTAL OTHER FINANCING SOURCES/USES		-	-	-		
E. NET INCREASE (DECREASE) IN FUND BALANCE/NET POSITION (C + D.4.)		3,895	102,201	-		

Innovations Academy (118083)

2022-23

General Assumptions

COLA & Augmentation	13.26%
Base Grant Proration Factor	0.00%
Add-on, ERT & MSA Proration Factor	0.00%
Student Assumptions:	
Enrollment Count	467
Unduplicated Pupil Count (UPC)	106
Unduplicated Pupil Percentage (UPP)	27.61%
Current Year LCFF Average Daily Attendance (ADA)	440.39
Funded LCFF ADA	440.39
LCFF ADA Funding Method	Current Year
Current Year Necessary Small School (NSS) ADA	-
Funded NSS ADA	-

LCFF Entitlement Summary

Base Grant	\$4,095,174
Grade Span Adjustment	192,287
<i>Adjusted Base Grant</i>	\$4,287,461
Supplemental Grant	236,754
Concentration Grant	-
Total Base, Supplemental and Concentration Grant	\$4,524,215
Allowance: Necessary Small School	-
Add-on: Targeted Instructional Improvement Block Grant	-
Add-on: Home-to-School Transportation	-
Add-on: Small School District Bus Replacement Program	-
Add-on: Economic Recovery Target	-
Add-on: Transitional Kindergarten	13,727
Total Allowance and Add-On Amounts	\$13,727
Total LCFF Entitlement Before Adjustments (excludes Additional State Aid)	\$4,537,942
Miscellaneous Adjustments	-
Total LCFF Entitlement (excludes Additional State Aid)	\$ 4,537,942
LCFF Entitlement Per ADA (excludes Categorical MSA)	\$ 10,304
Additional State Aid	-
Total LCFF Entitlement with Additional State Aid	4,537,942

LCFF Sources Summary

Funding Source Summary

Local Revenue and In-Lieu of Property Taxes (<i>net for school districts</i>)	\$ 3,679,947
Education Protection Account Entitlement (<i>includes \$200/minimum per ADA</i>)	\$ 88,078
Net State Aid (<i>excludes Additional State Aid</i>)	\$ 769,917
Additional State Aid	\$ -
Total Funding Sources	\$ 4,537,942

Funding Source by Resource-Object

State Aid (Resource Code 0000, Object Code 8011)	\$ 769,917
EPA, Current Year (Resource 1400, Object Code 8012) (P-2 plus Current Year Accrual)	\$ 88,078

EPA, Prior Year Adjustment (Resource 1400, Object Code 8019) (P-A less Prior Year Accrual)	\$	1,234
Property Taxes (Object 8021 to 8089) % Change	\$	-
In-Lieu of Property Taxes (Object Code 8096)		3,679,947

Entitlement and Source Reconciliation

Basic Aid/Excess Tax District Status	\$	-
Total LCFF Entitlement	\$	4,537,942
Additional State Aid	\$	-
Additional EPA Minimum Entitlement (excess to LCFF Entitlement)	\$	-
Excess Taxes before Minimum State Aid	\$	-
Total Funding Sources	\$	4,537,942

LCAP Percentage to Increase or Improve Services Calculation

Base Grant (<i>Excludes add-ons for TIIG & Transportation</i>)	\$	4,301,188
Supplemental and Concentration Grant funding in the LCAP year	\$	236,754
Projected Additional 15% Concentration Grant funding in the LCAP year	\$	-
Percentage to Increase or Improve Services		5.50%

Necessary Small School Allowance by School

District Current Year Necessary Small School (NSS) ADA		-
District Funded NSS ADA		-
District NSS Allowance	\$	-
NSS #1		
NSS Funding Basis (<i>Greater of CY, PY, or 3PY Average</i>)		<i>Current Yr</i>
CY ADA (<i>Actual</i>)		-
Funded ADA for NSS		-
Funded NSS Allowance	\$	-
NSS #2		
NSS Funding Basis (<i>Greater of CY, PY, or 3PY Average</i>)		<i>Current Yr</i>
CY ADA (<i>Actual</i>)		-
Funded ADA for NSS		-
Funded NSS Allowance	\$	-
NSS #3		
NSS Funding Basis (<i>Greater of CY, PY, or 3PY Average</i>)		<i>Current Yr</i>
CY ADA (<i>Actual</i>)		-
Funded ADA for NSS		-
Funded NSS Allowance	\$	-
NSS #4		
NSS Funding Basis (<i>Greater of CY, PY, or 3PY Average</i>)		<i>Current Yr</i>
CY ADA (<i>Actual</i>)		-
Funded ADA for NSS		-
Funded NSS Allowance	\$	-
NSS #5		
NSS Funding Basis (<i>Greater of CY, PY, or 3PY Average</i>)		<i>Current Yr</i>
CY ADA (<i>Actual</i>)		-
Funded ADA for NSS		-
Funded NSS Allowance	\$	-

PER-ADA FUNDING LEVELS

Base, Supplemental and Concentration Rate per ADA

Grades TK-3	\$	10,677.77
Grades 4-6	\$	9,817.77
Grades 7-8	\$	10,109.01
Grades 9-12	\$	12,020.01
Base Grants		
Grades TK-3	\$	9,166
Grades 4-6	\$	9,304
Grades 7-8	\$	9,580
Grades 9-12	\$	11,102
Grade Span Adjustment		
Grades TK-3	\$	953
Grades 9-12	\$	289
Prorated Base, Supplemental and Concentration Rate per ADA		
Grades TK-3	\$	10,119
Grades 4-6	\$	9,304
Grades 7-8	\$	9,580
Grades 9-12	\$	11,391
Prorated Base Grants		
Grades TK-3	\$	9,166
Grades 4-6	\$	9,304
Grades 7-8	\$	9,580
Grades 9-12	\$	11,102
Prorated Grade Span Adjustment		
Grades TK-3	\$	953
Grades 9-12	\$	289
Supplemental Grant		20%
Maximum - 1.00 ADA, 100% UPP		
Grades TK-3	\$	2,024
Grades 4-6	\$	1,861
Grades 7-8	\$	1,916
Grades 9-12	\$	2,278
Actual - 1.00 ADA, Local UPP as follows:		27.61%
Grades TK-3	\$	559
Grades 4-6	\$	514
Grades 7-8	\$	529
Grades 9-12	\$	629
Concentration Grant (>55% population)		65%
Maximum - 1.00 ADA, 100% UPP		
Grades TK-3	\$	6,577
Grades 4-6	\$	6,048
Grades 7-8	\$	6,227
Grades 9-12	\$	7,404
Actual - 1.00 ADA, Local UPP >55% as follows:		0.0000%
Grades TK-3	\$	-
Grades 4-6	\$	-
Grades 7-8	\$	-
Grades 9-12	\$	-

	2023-24	2024-25	2025-26	2026-27	2027-28
--	---------	---------	---------	---------	---------

8.22%	1.07%	2.30%	2.41%	3.06%
0.00%	0.00%	0.00%	0.00%	0.00%
0.00%	0.00%	0.00%	0.00%	0.00%

434	436	443	443	443
141	187	144	159	164
27.68%	32.46%	35.93%	37.06%	35.15%
416.85	417.60	420.85	420.85	420.85
416.85	417.60	420.85	420.85	420.85
Current Year	Current Year	Current Year	Current Year	Current Year
-	-	-	-	-
-	-	-	-	-

\$4,195,786	\$4,241,325	\$4,382,907	\$4,488,490	\$4,625,741
188,618	196,793	183,471	187,769	193,616
\$4,384,404	\$4,438,118	\$4,566,378	\$4,676,259	\$4,819,357
242,721	288,123	328,140	346,605	338,801
-	-	-	-	-
\$4,627,125	\$4,726,241	\$4,894,518	\$5,022,864	\$5,158,158
-	-	-	-	-
-	-	-	-	-
-	-	-	-	-
-	-	-	-	-
-	-	-	-	-
\$-	\$-	\$-	\$-	\$-
\$4,627,125	\$4,726,241	\$4,894,518	\$5,022,864	\$5,158,158
-	-	-	-	-

\$ 4,627,125	\$ 4,726,241	\$ 4,894,518	\$ 5,022,864	\$ 5,158,158
\$ 11,100	\$ 11,318	\$ 11,630	\$ 11,935	\$ 12,257
-	-	-	-	-
4,627,125	4,726,241	4,894,518	5,022,864	5,158,158

\$ 3,839,234	\$ 4,116,876	\$ 4,163,430	\$ 4,163,430	\$ 4,163,430
\$ 83,370	\$ 83,520	\$ 84,170	\$ 84,170	\$ 84,170
\$ 704,521	\$ 525,845	\$ 646,918	\$ 775,264	\$ 910,558
\$ -	\$ -	\$ -	\$ -	\$ -
\$ 4,627,125	\$ 4,726,241	\$ 4,894,518	\$ 5,022,864	\$ 5,158,158

\$ 704,521	\$ 525,845	\$ 646,918	\$ 775,264	\$ 910,558
\$ 83,370	\$ 83,520	\$ 84,170	\$ 84,170	\$ 84,170

\$	-	\$	-	\$	-	\$	-	\$	-
\$	-	\$	-	\$	-	\$	-	\$	-
	0.0000%		0.0000%		0.0000%		0.0000%		0.0000%
	3,839,234		4,116,876		4,163,430		4,163,430		4,163,430

--	--	--	--	--	--	--	--	--	--

\$	-	\$	-	\$	-	\$	-	\$	-
\$	4,627,125	\$	4,726,241	\$	4,894,518	\$	5,022,864	\$	5,158,158
\$	-	\$	-	\$	-	\$	-	\$	-
\$	-	\$	-	\$	-	\$	-	\$	-
\$	-	\$	-	\$	-	\$	-	\$	-
\$	4,627,125	\$	4,726,241	\$	4,894,518	\$	5,022,864	\$	5,158,158

--	--	--	--	--	--	--	--	--	--

\$	4,384,404	\$	4,438,118	\$	4,566,378	\$	4,676,259	\$	4,819,357
\$	242,721	\$	288,123	\$	328,140	\$	346,605	\$	338,801
\$	-	\$	-	\$	-	\$	-	\$	-
	5.54%		6.49%		7.19%		7.41%		7.03%

--	--	--	--	--	--	--	--	--	--

	-		-		-		-		-
\$	-	\$	-	\$	-	\$	-	\$	-
	<i>Current Yr</i>		<i>Current Yr</i>		<i>Current Yr</i>		<i>Current Yr</i>		<i>Current Yr</i>
	-		-		-		-		-
	-		-		-		-		-
\$	-	\$	-	\$	-	\$	-	\$	-
	<i>Current Yr</i>		<i>Current Yr</i>		<i>Current Yr</i>		<i>Current Yr</i>		<i>Current Yr</i>
	-		-		-		-		-
	-		-		-		-		-
\$	-	\$	-	\$	-	\$	-	\$	-
	<i>Current Yr</i>		<i>Current Yr</i>		<i>Current Yr</i>		<i>Current Yr</i>		<i>Current Yr</i>
	-		-		-		-		-
	-		-		-		-		-
\$	-	\$	-	\$	-	\$	-	\$	-
	<i>Current Yr</i>		<i>Current Yr</i>		<i>Current Yr</i>		<i>Current Yr</i>		<i>Current Yr</i>
	-		-		-		-		-
	-		-		-		-		-
\$	-	\$	-	\$	-	\$	-	\$	-

--	--	--	--	--	--	--	--	--	--

\$	11,557.25	\$	11,786.53	\$	12,136.67	\$	12,454.42	\$	12,790.09
\$	10,626.42	\$	10,837.69	\$	11,159.13	\$	11,452.27	\$	11,760.46
\$	10,940.92	\$	11,158.23	\$	11,489.27	\$	11,790.62	\$	12,108.30
\$	13,009.42	\$	13,268.90	\$	13,661.93	\$	14,020.49	\$	14,397.68

\$	9,919	\$	10,025	\$	10,256	\$	10,503	\$	10,824
\$	10,069	\$	10,177	\$	10,411	\$	10,662	\$	10,988
\$	10,367	\$	10,478	\$	10,719	\$	10,977	\$	11,313
\$	12,015	\$	12,144	\$	12,423	\$	12,722	\$	13,111

\$	1,032	\$	1,043	\$	1,067	\$	1,092	\$	1,126
\$	312	\$	316	\$	323	\$	331	\$	341

\$	10,951	\$	11,068	\$	11,323	\$	11,595	\$	11,950
\$	10,069	\$	10,177	\$	10,411	\$	10,662	\$	10,988
\$	10,367	\$	10,478	\$	10,719	\$	10,977	\$	11,313
\$	12,327	\$	12,460	\$	12,746	\$	13,053	\$	13,452

\$	9,919	\$	10,025	\$	10,256	\$	10,503	\$	10,824
\$	10,069	\$	10,177	\$	10,411	\$	10,662	\$	10,988
\$	10,367	\$	10,478	\$	10,719	\$	10,977	\$	11,313
\$	12,015	\$	12,144	\$	12,423	\$	12,722	\$	13,111

\$	1,032	\$	1,043	\$	1,067	\$	1,092	\$	1,126
\$	312	\$	316	\$	323	\$	331	\$	341
	20%		20%		20%		20%		20%

\$	2,190	\$	2,214	\$	2,265	\$	2,319	\$	2,390
\$	2,014	\$	2,035	\$	2,082	\$	2,132	\$	2,198
\$	2,073	\$	2,096	\$	2,144	\$	2,195	\$	2,263
\$	2,465	\$	2,492	\$	2,549	\$	2,611	\$	2,690
	27.68%		32.46%		35.93%		37.06%		35.15%

\$	606	\$	719	\$	814	\$	859	\$	840
\$	557	\$	661	\$	748	\$	790	\$	772
\$	574	\$	680	\$	770	\$	814	\$	795
\$	682	\$	809	\$	916	\$	967	\$	946
	65%		65%		65%		65%		65%

\$	7,118	\$	7,194	\$	7,360	\$	7,537	\$	7,768
\$	6,545	\$	6,615	\$	6,767	\$	6,930	\$	7,142
\$	6,739	\$	6,811	\$	6,967	\$	7,135	\$	7,353
\$	8,013	\$	8,099	\$	8,285	\$	8,484	\$	8,744
	0.0000%		0.0000%		0.0000%		0.0000%		0.0000%

\$	-	\$	-	\$	-	\$	-	\$	-
\$	-	\$	-	\$	-	\$	-	\$	-
\$	-	\$	-	\$	-	\$	-	\$	-
\$	-	\$	-	\$	-	\$	-	\$	-

User Notes

2028-29	2029-30
3.34%	3.14%
0.00%	0.00%
0.00%	0.00%
443	443
156	160
36.05%	36.09%
420.85	420.85
420.85	420.85
Current Year	Current Year
-	-
-	-
\$4,780,336	\$4,930,459
199,978	206,340
\$4,980,314	\$5,136,799
359,080	370,774
-	-
\$5,339,394	\$5,507,573
-	-
-	-
-	-
-	-
-	-
-	-
\$-	\$-
\$5,339,394	\$5,507,573
-	-
\$ 5,339,394	\$ 5,507,573
\$ 12,687	\$ 13,087
-	-
5,339,394	5,507,573
\$ 4,163,430	\$ 4,163,430
\$ 84,170	\$ 84,170
\$ 1,091,794	\$ 1,259,973
\$ -	\$ -
\$ 5,339,394	\$ 5,507,573
\$ 1,091,794	\$ 1,259,973
\$ 84,170	\$ 84,170

\$	-	\$	-
\$	-	\$	-
	0.0000%		0.0000%
	4,163,430		4,163,430



\$	-	\$	-
\$	5,339,394	\$	5,507,573
\$	-	\$	-
\$	-	\$	-
\$	-	\$	-
\$	5,339,394	\$	5,507,573



background color on rows 63-66 can be removed to see calculation if ne

\$	4,980,314	\$	5,136,799
\$	359,080	\$	370,774
\$	-	\$	-
	7.21%		7.22%



	-		-
	-		-
\$	-	\$	-
	<i>Current Yr</i>		<i>Current Yr</i>
	-		-
	-		-
\$	-	\$	-
	<i>Current Yr</i>		<i>Current Yr</i>
	-		-
	-		-
\$	-	\$	-
	<i>Current Yr</i>		<i>Current Yr</i>
	-		-
	-		-
\$	-	\$	-
	<i>Current Yr</i>		<i>Current Yr</i>
	-		-
	-		-
\$	-	\$	-



\$	13,239.36	\$	13,656.36
\$	12,173.70	\$	12,557.37
\$	12,533.92	\$	12,928.35
\$	14,903.26	\$	15,371.84
\$	11,186	\$	11,537
\$	11,355	\$	11,712
\$	11,691	\$	12,058
\$	13,549	\$	13,974
\$	1,163	\$	1,200
\$	352	\$	363
\$	12,349	\$	12,737
\$	11,355	\$	11,712
\$	11,691	\$	12,058
\$	13,901	\$	14,337
\$	11,186	\$	11,537
\$	11,355	\$	11,712
\$	11,691	\$	12,058
\$	13,549	\$	13,974
\$	1,163	\$	1,200
\$	352	\$	363
	20%		20%
\$	2,470	\$	2,547
\$	2,271	\$	2,342
\$	2,338	\$	2,412
\$	2,780	\$	2,867
	36.05%		36.09%
\$	890	\$	919
\$	819	\$	845
\$	843	\$	870
\$	1,002	\$	1,035
	65%		65%
\$	8,027	\$	8,279
\$	7,381	\$	7,613
\$	7,599	\$	7,838
\$	9,036	\$	9,319
	0.0000%		0.0000%
\$	-	\$	-
\$	-	\$	-
\$	-	\$	-
\$	-	\$	-

Additional columns are hidden to the right and available for optional use. For tips click on microsoft support link: [how to hide-unhi](#)



CASH FLOW	2ND INTERIM	ACTUAL	
		1	
		Budget	JULY
Revenue			
Revenue Limit Sources			Distrivution tab in
8011 LCFF Revenues	\$ 646,918.00	\$ 31,727.00	
8012 Education Protection Account Revenue	\$ 84,170.00	\$ -	
8019 Prior Year Income/Adjustments	\$ -	\$ -	
8096 Charter Schools Funding In-Lieu of Property Taxes	\$ 4,163,429.95	\$ -	
80XX ---	\$ -	\$ -	
80XX ---	\$ -	\$ -	
80XX ---	\$ -	\$ -	
80XX ---	\$ -	\$ -	
80XX ---	\$ -	\$ -	
80XX ---	\$ -	\$ -	
Total Revenue Limit Sources	\$ 4,894,517.95	\$ 31,727.00	
Federal Revenue			
8181 Special Education - Entitlement	\$ 56,810.00	\$ -	
8182 Special Education - Mental Health	\$ 4,997.00	\$ -	
8220 Federal Child Nutrition Programs	\$ 41,403.00	\$ -	
8285 LAUSD Federal SPED	\$ -	\$ -	
8290 All Other Federal Revenue	\$ -	\$ -	
8291 Title I Federal Revenue	\$ 65,863.00	\$ -	
8292 Title II	\$ 11,119.00	\$ -	
8293 Title III Federal Revenue	\$ -	\$ -	
8294 Title IV	\$ 10,000.00	\$ -	
8295 Title V Federal Revenue	\$ -	\$ -	
8299 ERC	\$ -	\$ -	
80XX ---	\$ -	\$ -	
80XX ---	\$ -	\$ -	
80XX ---	\$ -	\$ -	
80XX ---	\$ -	\$ -	
80XX ---	\$ -	\$ -	
80XX ---	\$ -	\$ -	
80XX ---	\$ -	\$ -	
80XX ---	\$ -	\$ -	
80XX ---	\$ -	\$ -	
Total Federal Income	\$ 190,192.00	\$ -	
State Revenue			
8520 State Child Nutrition Program	\$ 51,754.00	\$ -	
8550 Mandated Block Grant	\$ 8,648.47	\$ -	
8560 State Lottery Revenue	\$ 114,892.05	\$ -	
8590 All Other State Revenues	\$ 906,441.00	\$ 5,244.00	
8591 SB 740 Revenue	\$ -	\$ -	
8599 Prior Year State Income	\$ -	\$ -	
8791 SPED State/Other Transfers of Apportionments from D	\$ -	\$ -	

8792 SPED State/Other Transfers of Apportionments from C	\$	372,071.00	\$	18,321.00
8596 ASES	\$	-	\$	-
80XX ---	\$	-	\$	-
80XX ---	\$	-	\$	-
80XX ---	\$	-	\$	-
80XX ---	\$	-	\$	-
80XX ---	\$	-	\$	-
80XX ---	\$	-	\$	-
80XX ---	\$	-	\$	-
80XX ---	\$	-	\$	-
80XX ---	\$	-	\$	-
Total State Revenue	\$	1,453,806.52	\$	23,565.00
Local Revenue				
8639 Student Lunch revenue	\$	-	\$	-
8650 Rental Income	\$	-	\$	-
8660 Interest Income	\$	100,000.00	\$	-
8662 Net Increase/Decrease in Investment	\$	-	\$	-
8677 State Local SPED Revenue	\$	-	\$	-
8682 Foundation Grants/Donations	\$	-	\$	-
8684 Student Body (ASB) Fundraising Revenue	\$	-	\$	-
8685 School Site fundraising	\$	124,944.00	\$	1.33
8688 In Kind Contributions	\$	-	\$	-
8694 Field Trip Revenues	\$	-	\$	-
8698 E-rate Revenues	\$	-	\$	-
8699 All Other Local Revenue	\$	-	\$	-
8785 CMO Management Fee Income	\$	-	\$	-
80XX ---	\$	-	\$	-
80XX ---	\$	-	\$	-
80XX ---	\$	-	\$	-
80XX ---	\$	-	\$	-
80XX ---	\$	-	\$	-
80XX ---	\$	-	\$	-
80XX ---	\$	-	\$	-
80XX ---	\$	-	\$	-
Total Local Revenues	\$	224,944.00	\$	1.33
TOTAL REVENUE	\$	6,763,460.47	\$	55,293.33
EXPENSES				
Certified Salaries				
1100 Teachers' Salaries	\$	2,403,268.57	\$	130,823.94
1105 Teachers' Bonuses	\$	-	\$	-
1106 Teachers Stipends	\$	-	\$	-
1120 Substitute Expense	\$	-	\$	-
1121 Teachers' Salaries short term subs	\$	-	\$	-
1122 Short Term Subs	\$	-	\$	-
1123 Teachers' Salaries long term subs	\$	-	\$	-
1200 Certificated Pupil Support Salaries	\$	216,000.00	\$	12,333.34

1300	Certificated Supervisor and Administrator Salaries	\$ 245,000.00	\$ 24,041.66
1305	Certificated Supervisor and Administrator Bonuses	\$ -	\$ -
1900	Other Certificated Salaries	\$ -	\$ -
1910	Other Certificated Overtime	\$ -	\$ -
10XX	---	\$ -	\$ -
10XX	---	\$ -	\$ -
10XX	---	\$ -	\$ -
10XX	---	\$ -	\$ -
10XX	---	\$ -	\$ -
10XX	---	\$ -	\$ -
10XX	---	\$ -	\$ -
10XX	---	\$ -	\$ -
10XX	---	\$ -	\$ -
10XX	---	\$ -	\$ -
10XX	---	\$ -	\$ -
	Total Certified Salaries	\$ 2,864,268.57	\$ 167,198.94
Classified Salaries			
2100	Instructional Aide Salaries	\$ 262,276.00	\$ -
2103	Classified Long Term Sub	\$ -	\$ -
2105	Instructional Aide Bonus	\$ -	\$ -
2110	Instructional Aide Overtime	\$ -	\$ -
2200	Classified Support Salaries (Maintenance, Food)	\$ 222,787.50	\$ 13,029.16
2205	Classified Support Salaries Bonus	\$ -	\$ -
2210	Classified Support Overtime	\$ -	\$ -
2300	Classified Supervisor and Administrator Salaries	\$ -	\$ -
2305	Classified Supervisor and Admin Bonus	\$ -	\$ -
2400	Clerical, Technical, and Office Staff Salaries	\$ 200,916.50	\$ 13,514.00
2405	Clerical Technical and Office Staff Bonus	\$ -	\$ -
2410	Clerical, Technical, and Office Staff Overtime	\$ -	\$ -
2900	Other Classified Salaries (Noon and Yard Sup, etc.)	\$ 28,262.50	\$ -
2901	Other Classified Salaries Substitute	\$ -	\$ -
2905	Other Stipends	\$ -	\$ -
2910	Other Classified Overtime	\$ -	\$ -
20XX	---	\$ -	\$ -
20XX	---	\$ -	\$ -
20XX	---	\$ -	\$ -
20XX	---	\$ -	\$ -
20XX	---	\$ -	\$ -
20XX	---	\$ -	\$ -
20XX	---	\$ -	\$ -
20XX	---	\$ -	\$ -
20XX	---	\$ -	\$ -
20XX	---	\$ -	\$ -
	Total Classified Salaries	\$ 714,242.50	\$ 26,543.16
Employee Benefits			
3101	State Teachers' Retirement System, certificated position	\$ 478,567.12	\$ 30,582.08
3102	Employer STRS Classified	\$ -	\$ -
3201	Employer PERS Certificated	\$ -	\$ -
3202	Public Employees' Retirement System, classified position	\$ -	\$ -

40XX ---	\$ -	\$ -
Total Books and Supplies	\$ 359,000.00	\$ 52,289.59
Services, Other Operating Expenses		
5100 Subagreements for Services	\$ 177,395.00	\$ 15,062.00
5200 Travel and Conferences	\$ 5,000.00	\$ 1,965.19
5206 Parking Expense	\$ -	\$ -
5210 Training and Development Expense	\$ 30,000.00	\$ 3,652.75
5300 Dues and Memberships	\$ 12,000.00	\$ 9,189.82
5400 Insurance	\$ 75,000.00	\$ 50,721.98
5450 Property Taxes	\$ -	\$ -
5500 Operation and Housekeeping Services	\$ 85,000.00	\$ 885.00
5501 Utilities	\$ 210,000.00	\$ 12,925.16
5505 Student Transportation/Field Trips	\$ -	\$ -
5600 Space Rental/Leases Expense	\$ 120.00	\$ -
5601 Building Maintenance	\$ 50,000.00	\$ 4,224.56
5602 Other Space Rental	\$ 1,500.00	\$ -
5603 Engagement Space Rental	\$ -	\$ -
5605 Equipment Rental/Lease Expense	\$ 30,000.00	\$ 4,434.73
5610 Equipment Repair	\$ 5,000.00	\$ 1,100.00
5621 Facilities Costs	\$ -	\$ -
5710 Transfer of Direct Costs	\$ -	\$ -
5800 Professional/Consulting Services and Operating Expenses	\$ 45,000.00	\$ -
5803 Banking and Payroll Service Fees	\$ 20,000.00	\$ 1,681.48
5805 Legal Services	\$ 65,000.00	\$ 3,839.50
5806 Audit Services	\$ 10,500.00	\$ -
5807 Legal Settlements	\$ 30,000.00	\$ -
5809 Employee Tuition Reimbursement	\$ 5,000.00	\$ -
5810 Educational Consultants	\$ 310,000.00	\$ 50.00
5811 Student Transportation	\$ 7,000.00	\$ -
5812 Other Student Activities	\$ 580.00	\$ -
5813 Residential Placement	\$ -	\$ -
5815 Advertising/Recruiting	\$ 30,000.00	\$ 3,819.23
5820 Fundraising Expense	\$ 6,000.00	\$ -
5825 School Pathways	\$ -	\$ -
5830 Field Trip Expenses	\$ 110,000.00	\$ 740.00
5836 Transportation Services	\$ -	\$ -
5842 Services Student Athletics	\$ -	\$ -
5850 Scholarships Awarded	\$ -	\$ -
5873 Financial Services	\$ 80,000.00	\$ 13,125.00
5874 Personnel Services	\$ 3,500.00	\$ -
5875 District Oversight Fee	\$ 146,835.54	\$ -
5877 IT Services	\$ 11,000.00	\$ 500.00
5885 Summer School Expenses	\$ -	\$ -
5890 Interest Expense/Fees	\$ 10,000.00	\$ 114.61
5891 Charter School Capital Fees	\$ -	\$ -
5892 ASB Activities Expense	\$ -	\$ -
5894 ASB Activities Expense	\$ -	\$ -
5899 CMO Management Fee Expense	\$ -	\$ -
5900 Communications (Tele., Internet, Copies, Postage, Mess)	\$ 32,000.00	\$ 2,741.57

Total Other Outgoing Costs (Direct Support/Indirect Costs)	\$ -	\$ -
TOTAL EXPENDITURES	\$ 6,609,504.99	\$ 457,889.29
	\$ 153,955.48	\$ (402,595.96)
Cash, Beginning Period		4,569,350.14
Increase (Decrease) in Cash		
Cash flows from operating activities		
Net Increase/(Decrease) in Net Assets		(402,595.96)
Accounts Receivable		-
Accounts Payable		-
Other Short Term Liabilities		-
Loans Payable Current		-
Accrued Liabilities		-
Other Assets		-
IntraCompany		-
Cash flows from operating activities		(402,595.96)
Cash flows from investing activities		-
Cash flows from financing activities		-
Total Increase (Decrease) in Cash		(402,595.96)
Cash, End of Period		4,166,754.18
Starting Fund Balance		5,548,475.60
Ending Fund Balance		5,145,879.64

\$	-	\$	-	\$	-	\$	-	\$	-		
\$	24,073.51	\$	24,882.40	\$	18,319.42	\$	24,911.60	\$	15,704.72	\$	8,943.07
\$	8,763.00	\$	-	\$	-	\$	-	\$	825.00	\$	-
\$	140.15	\$	-	\$	-	\$	-	\$	295.00	\$	2,396.09
\$	-	\$	-	\$	-	\$	-	\$	-	\$	-
\$	3,363.33	\$	(449.99)	\$	1,900.00	\$	-	\$	-	\$	549.22
\$	193.94	\$	282.00	\$	35.00	\$	238.99	\$	119.88	\$	240.00
\$	17,468.01	\$	-	\$	1,035.00	\$	-	\$	-	\$	-
\$	-	\$	-	\$	-	\$	-	\$	-	\$	-
\$	2,246.50	\$	7,304.50	\$	5,535.00	\$	2,504.90	\$	6,436.19	\$	355.00
\$	2,305.36	\$	20,282.77	\$	18,293.49	\$	15,252.35	\$	12,920.59	\$	14,270.01
\$	-	\$	-	\$	-	\$	-	\$	-	\$	-
\$	-	\$	-	\$	-	\$	-	\$	9,796.62	\$	9,796.62
\$	5,680.19	\$	3,349.10	\$	3,607.00	\$	596.59	\$	1,319.34	\$	2,600.00
\$	-	\$	-	\$	-	\$	-	\$	-	\$	-
\$	-	\$	-	\$	-	\$	-	\$	-	\$	-
\$	1,790.69	\$	1,790.69	\$	279.44	\$	3,627.42	\$	1,790.70	\$	706.50
\$	-	\$	-	\$	-	\$	-	\$	-	\$	495.29
\$	-	\$	-	\$	-	\$	-	\$	-	\$	-
\$	-	\$	-	\$	-	\$	-	\$	-	\$	-
\$	670.00	\$	1,205.00	\$	1,205.00	\$	-	\$	1,954.32	\$	3,159.32
\$	1,578.64	\$	1,872.36	\$	1,806.64	\$	1,223.32	\$	1,988.52	\$	2,482.32
\$	-	\$	180.00	\$	-	\$	259.00	\$	118.50	\$	3,278.50
\$	-	\$	-	\$	-	\$	3,412.50	\$	1,950.00	\$	-
\$	-	\$	-	\$	3,165.00	\$	-	\$	-	\$	-
\$	-	\$	-	\$	-	\$	-	\$	-	\$	-
\$	11,906.99	\$	29,814.55	\$	7,873.50	\$	8,138.75	\$	7,823.90	\$	2,590.90
\$	130.51	\$	-	\$	-	\$	-	\$	70.51	\$	357.21
\$	-	\$	-	\$	-	\$	-	\$	-	\$	-
\$	-	\$	-	\$	-	\$	-	\$	-	\$	-
\$	5,075.00	\$	3,270.00	\$	3,225.00	\$	-	\$	3,848.73	\$	3,848.73
\$	213.67	\$	243.23	\$	1,658.01	\$	113.20	\$	544.71	\$	612.86
\$	-	\$	-	\$	-	\$	-	\$	-	\$	-
\$	6,137.97	\$	7,291.91	\$	35,532.42	\$	14,929.08	\$	3,687.00	\$	1,071.78
\$	-	\$	-	\$	-	\$	-	\$	-	\$	-
\$	-	\$	-	\$	-	\$	-	\$	-	\$	-
\$	-	\$	-	\$	-	\$	-	\$	-	\$	-
\$	6,562.50	\$	6,562.50	\$	6,562.50	\$	23,631.50	\$	6,904.86	\$	6,562.50
\$	389.91	\$	1,704.00	\$	365.95	\$	-	\$	-	\$	-
\$	-	\$	-	\$	-	\$	-	\$	4,898.31	\$	4,898.31
\$	500.00	\$	1,100.00	\$	3,500.00	\$	1,700.00	\$	2,300.00	\$	950.00
\$	-	\$	-	\$	-	\$	-	\$	-	\$	-
\$	89.63	\$	72.38	\$	107.21	\$	131.08	\$	118.72	\$	93.75
\$	-	\$	-	\$	-	\$	-	\$	-	\$	-
\$	-	\$	-	\$	-	\$	-	\$	-	\$	-
\$	-	\$	-	\$	-	\$	-	\$	-	\$	-
\$	-	\$	-	\$	-	\$	-	\$	-	\$	-
\$	2,890.67	\$	7,825.09	\$	1,182.67	\$	1,757.01	\$	1,964.56	\$	1,954.85

\$	78,096.66	\$	93,700.09	\$	96,868.83	\$	77,515.69	\$	71,675.96	\$	63,269.76
----	-----------	----	-----------	----	-----------	----	-----------	----	-----------	----	-----------

\$		\$		\$		\$		\$		\$	
----	--	----	--	----	--	----	--	----	--	----	--

\$		\$		\$		\$		\$		\$	
----	--	----	--	----	--	----	--	----	--	----	--

\$ - \$ - \$ - \$ - \$ - \$ -

\$ 421,362.75 \$ 517,325.80 \$ 527,022.22 \$ 501,372.48 \$ 483,425.69 \$ 478,511.98

\$ (103,150.63) \$ 296,107.60 \$ (75,592.48) \$ (80,754.92) \$ 119,079.96 \$ 47,094.24

4,166,754.18 4,063,603.55 4,359,711.15 4,284,118.67 4,203,363.75 4,322,443.71

(103,150.63) 296,107.60 (75,592.48) (80,754.92) 119,079.96 47,094.24

-	-	-	-	-	-
-	-	-	-	-	-
-	-	-	-	-	-
-	-	-	-	-	-
-	-	-	-	-	-
-	-	-	-	-	-
-	-	-	-	-	-
(103,150.63)	296,107.60	(75,592.48)	(80,754.92)	119,079.96	47,094.24
-	-	-	-	-	-
-	-	-	-	-	-
-	-	-	-	-	-
-	-	-	-	-	-
-	-	-	-	-	-
(103,150.63)	296,107.60	(75,592.48)	(80,754.92)	119,079.96	47,094.24

4,063,603.55 4,359,711.15 4,284,118.67 4,203,363.75 4,322,443.71 4,369,537.95

5,042,729.01 5,338,836.61 5,263,244.13 5,182,489.21 5,301,569.17 5,348,663.41

\$	-	\$	-	\$	-	\$	-	\$	-	\$	-	\$	-
\$	46,273.73	\$	37,941.47	\$	37,941.47	\$	30,371.14	\$	37,347.89	\$	-	\$	-
\$	30,549.00	\$	30,549.00	\$	30,549.00	\$	30,549.00	\$	30,549.00	\$	-	\$	-
\$	40.71	\$	40.71	\$	40.71	\$	40.71	\$	40.71	\$	-	\$	-
\$	-	\$	-	\$	-	\$	-	\$	-	\$	-	\$	-
\$	4,196.94	\$	4,196.94	\$	4,196.94	\$	4,196.94	\$	4,196.94	\$	-	\$	-
\$	340.07	\$	340.07	\$	340.07	\$	340.07	\$	340.07	\$	-	\$	-
\$	1,155.00	\$	1,155.00	\$	1,155.00	\$	1,155.00	\$	1,155.00	\$	-	\$	-
\$	-	\$	-	\$	-	\$	-	\$	-	\$	-	\$	-
\$	11,946.58	\$	11,946.58	\$	11,946.58	\$	11,946.58	\$	11,946.58	\$	-	\$	-
\$	22,750.05	\$	22,750.05	\$	22,750.05	\$	22,750.05	\$	22,750.05	\$	-	\$	-
\$	-	\$	-	\$	-	\$	-	\$	-	\$	-	\$	-
\$	(3,894.65)	\$	(3,894.65)	\$	(3,894.65)	\$	(3,894.65)	\$	(3,894.65)	\$	-	\$	-
\$	5,724.64	\$	5,724.64	\$	5,724.64	\$	5,724.64	\$	5,724.64	\$	-	\$	-
\$	300.00	\$	300.00	\$	300.00	\$	300.00	\$	300.00	\$	-	\$	-
\$	-	\$	-	\$	-	\$	-	\$	-	\$	-	\$	-
\$	3,115.97	\$	3,115.97	\$	3,115.97	\$	3,115.97	\$	3,115.97	\$	-	\$	-
\$	680.94	\$	680.94	\$	680.94	\$	680.94	\$	680.94	\$	-	\$	-
\$	-	\$	-	\$	-	\$	-	\$	-	\$	-	\$	-
\$	-	\$	-	\$	-	\$	-	\$	-	\$	-	\$	-
\$	7,361.27	\$	7,361.27	\$	7,361.27	\$	7,361.27	\$	7,361.27	\$	-	\$	-
\$	1,473.34	\$	1,473.34	\$	1,473.34	\$	1,473.34	\$	1,473.34	\$	-	\$	-
\$	11,464.90	\$	11,464.90	\$	11,464.90	\$	11,464.90	\$	11,464.90	\$	-	\$	-
\$	1,027.50	\$	1,027.50	\$	1,027.50	\$	1,027.50	\$	1,027.50	\$	-	\$	-
\$	5,367.00	\$	5,367.00	\$	5,367.00	\$	5,367.00	\$	5,367.00	\$	-	\$	-
\$	1,000.00	\$	1,000.00	\$	1,000.00	\$	1,000.00	\$	1,000.00	\$	-	\$	-
\$	48,360.28	\$	48,360.28	\$	48,360.28	\$	48,360.28	\$	48,360.28	\$	-	\$	-
\$	1,288.35	\$	1,288.35	\$	1,288.35	\$	1,288.35	\$	1,288.35	\$	-	\$	-
\$	116.00	\$	116.00	\$	116.00	\$	116.00	\$	116.00	\$	-	\$	-
\$	-	\$	-	\$	-	\$	-	\$	-	\$	-	\$	-
\$	1,382.66	\$	1,382.66	\$	1,382.66	\$	1,382.66	\$	1,382.66	\$	-	\$	-
\$	522.86	\$	522.86	\$	522.86	\$	522.86	\$	522.86	\$	-	\$	-
\$	-	\$	-	\$	-	\$	-	\$	-	\$	-	\$	-
\$	8,121.97	\$	8,121.97	\$	8,121.97	\$	8,121.97	\$	8,121.97	\$	-	\$	-
\$	-	\$	-	\$	-	\$	-	\$	-	\$	-	\$	-
\$	-	\$	-	\$	-	\$	-	\$	-	\$	-	\$	-
\$	-	\$	-	\$	-	\$	-	\$	-	\$	-	\$	-
\$	2,017.73	\$	2,017.73	\$	2,017.73	\$	2,017.73	\$	2,017.73	\$	-	\$	-
\$	208.03	\$	208.03	\$	208.03	\$	208.03	\$	208.03	\$	-	\$	-
\$	27,407.78	\$	27,407.78	\$	27,407.78	\$	27,407.78	\$	27,407.78	\$	-	\$	-
\$	90.00	\$	90.00	\$	90.00	\$	90.00	\$	90.00	\$	-	\$	-
\$	-	\$	-	\$	-	\$	-	\$	-	\$	-	\$	-
\$	1,854.52	\$	1,854.52	\$	1,854.52	\$	1,854.52	\$	1,854.52	\$	-	\$	-
\$	-	\$	-	\$	-	\$	-	\$	-	\$	-	\$	-
\$	-	\$	-	\$	-	\$	-	\$	-	\$	-	\$	-
\$	-	\$	-	\$	-	\$	-	\$	-	\$	-	\$	-
\$	-	\$	-	\$	-	\$	-	\$	-	\$	-	\$	-
\$	2,336.72	\$	2,336.72	\$	2,336.72	\$	2,336.72	\$	2,336.72	\$	-	\$	-

\$ - \$ - \$ - \$ - \$ - \$ -

\$ 687,366.09 \$ 679,033.84 \$ 679,033.84 \$ 671,463.50 \$ 505,697.51 \$ -

\$ (204,470.35) \$ 77,665.94 \$ 96,449.10 \$ (230,667.60) \$ 290,990.42 \$ 323,800.17

4,369,537.95 4,165,067.60 4,242,733.54 4,339,182.63 4,108,515.03 4,399,505.45

(204,470.35) 77,665.94 96,449.10 (230,667.60) 290,990.42 323,800.17

-	-	-	-	-	-
-	-	-	-	-	-
-	-	-	-	-	-
-	-	-	-	-	-
-	-	-	-	-	-
-	-	-	-	-	-
-	-	-	-	-	-
(204,470.35)	77,665.94	96,449.10	(230,667.60)	290,990.42	323,800.17
-	-	-	-	-	-
-	-	-	-	-	-
-	-	-	-	-	-
-	-	-	-	-	-
-	-	-	-	-	-
(204,470.35)	77,665.94	96,449.10	(230,667.60)	290,990.42	323,800.17

4,165,067.60 4,242,733.54 4,339,182.63 4,108,515.03 4,399,505.45 4,723,305.62

5,144,193.06 5,221,859.00 5,318,308.09 5,087,640.49 5,378,630.91 5,702,431.08

P1-12 Total	ACCRUAL
-------------	---------

\$	646,918.00	0
\$	84,170.00	0
\$	-	0
\$	3,868,731.08	294,699
\$	-	0
\$	-	0
\$	-	0
\$	-	0
\$	-	0
\$	-	0
\$	4,599,819.08	294,699

\$	56,810.00	0
\$	4,997.00	0
\$	41,403.00	0
\$	-	0
\$	-	0
\$	65,863.00	0
\$	11,119.00	0
\$	-	0
\$	10,000.00	0
\$	-	0
\$	-	0
\$	-	0
\$	-	0
\$	-	0
\$	-	0
\$	-	0
\$	-	0
\$	-	0
\$	-	0
\$	190,192.00	0

\$	45,418.06	6,336
\$	8,648.47	0
\$	92,126.69	22,765
\$	906,441.00	0
\$	-	0
\$	-	0
\$	-	0

\$	-	0
\$	359,000.00	0
\$	177,395.00	0
\$	5,000.00	0
\$	-	0
\$	30,000.00	0
\$	12,000.00	0
\$	75,000.00	0
\$	-	0
\$	85,000.00	0
\$	210,000.00	0
\$	-	0
\$	120.00	0
\$	50,000.00	0
\$	1,500.00	0
\$	-	0
\$	30,000.00	0
\$	5,000.00	0
\$	-	0
\$	-	0
\$	45,000.00	0
\$	20,000.00	0
\$	65,000.00	0
\$	10,500.00	0
\$	30,000.00	0
\$	5,000.00	0
\$	310,000.00	0
\$	7,000.00	0
\$	580.00	0
\$	-	0
\$	30,000.00	0
\$	6,000.00	0
\$	-	0
\$	110,000.00	0
\$	-	0
\$	-	0
\$	-	0
\$	80,000.00	0
\$	3,500.00	0
\$	146,835.54	0
\$	11,000.00	0
\$	-	0
\$	10,000.00	0
\$	-	0
\$	-	0
\$	-	0
\$	-	0
\$	32,000.00	0

\$	-	0
----	---	---

\$	6,609,504.99	0
----	--------------	---

\$	(169,844.69)	323,800
----	--------------	---------

PROJECTED YEAR-END TOTALS

4,399,505.45 CASH

5,702,431.08 NET ASSETS

Copy & Paste your MYP Budg
 Include enrollment, ADA rate, a

Description
A. REVENUES (8000-8799)
1. Local Control Func
LCFF State
Education
State Aid -
Transfers
Other LCF
Total, LCFF Sources
2. Federal Revenues
ESEA (ESS
ESEA (ESS
ESEA (ESS
ESEA (ESS
ESEA (ESS
ESEA (ESS
ESSA: Titl
Special Ed
Special Ed
Child Nutr
Maintenar
Other Fed
Total - Federal Rev
3. Other State Reven
State Spec
State Spec
Mandate E
After Scho
Common (
Charter Sc
COVID-19
Lottery, U
Lottery, R
Propositic
Other Stat
Total - Other State]
4. Local Revenue (86
All Local R
Total - Local Reven
5. TOTAL REVENUE
B. EXPENDITURES AND OTHEP
1. Certificated Salari
Teachers'

Pupil Supp
Superviso
Other Cert

Total, Certificated S

2. Classified Salaries
Instruction
Support S:
Superviso
Clerical an
Other Clas

Total, Classified Sal

3. Employee Benefits
STRS
PERS
OASDI/Mc
Health and
Unemploy
Workers' I
OPEB, Allc
OPEB, Act
Other Em

Total, Employee Be

4. Books and Supplie
Approved
Books and
Materials :
Non-capit
Food (Foo

Total, Books and Su

5. Services and Other
Subagreer
Travel anc
Dues and l
Insurance
Operation
Rentals,Le
Transfer o
Prof/Cons
Communi

Total, Services and

6. Capital Outlay
Depreciati

Total, Capital Outla

7. Other Outgo
Tuition to
Transfers
Transfers
All Other]
Transfers
Debt Servi
Debt Servi

Total, Other Outgo

8. TOTAL EXPENDI

C. EXCESS (DEFICIENCY) OF RE
BEFORE OTHER FIN.

D. OTHER FINANCING SOURCE

1. All Other Financin

2. Other Uses

3. Contributions bet

(Include c

4. TOTAL OTHER FIN

E. NET INCREASE (DECREASE)

et for FY25-26 thru FY27-28 or use template provided
 and lines for each revenue and expenditure account utilized

	Projected Enrollment
	ADA Rate
	Projected ADA
	Projected Unduplicated Pupil Count

ding Formula (LCFF) Sources - (8011-8097)
 e Aid - Current Year (CY) (Res 0000)
 . Protection Account State Aid (EPA) - CY (Res 1400)
 . Prior Years (LCFF State Aid and EPA) (Res 0000 and Res 1400)
 to Charter Schools In Lieu of Property Taxes - CY & PY (Res 0000)
 F Transfers

(8100-8299)
 ESEA (ESSA): Title I, Part A, Basic Grants Low-Income and Neglected (Res 3010)
 ESEA (ESSA): Title II, Part A, Supporting Effective Instruction Local Grants (Res 4035)
 ESEA (ESSA) : Title III, English Learner Student Program (Res 4203)
 ESEA (ESSA) : Title III, Immigrant Student Program (Res 4201)
 ESEA (ESSA): Title IV, Part B, 21st Century Community Learning Centers Program (Res 4124)
 ESEA (ESSA) Title IV, Part A, Student Support and Academic Enrichment Grants (Res 4127)
 ESSA: Title IV, Part C, Public Charter Schools Grant Program (Res 4610)
 Special Ed: IDEA Basic Local Assistance Entitlement, Part B, Sec 611 (Res 3310)
 Special Ed: IDEA Mental Health Allocation Plan, Part B, Sec 611 (Res 3327)
 Child Nutrition - Federal (NSLP) (Res 5310 and others)
 Maintenance and Operations (Public Law 81-874) (Res 0000)
 Other Federal Revenues (All other resources not reported separately)

venues
 ues (8300-8599)
 ial Education (Res 6500)
 ial Education Mental Health Services (Res 6512)
 lock Grant (Res 0000)
 ol Education and Safety (ASES) (Res 6010)
 Core Standards Implementation (Res 7405)
 hool Facility Grant Program (SB 740) (Res 6030)
 LEA Response Funds (SB 117) (Res 7388)
 nrestricted (Res 1100)
 istricted - Prop 20 (Res 6300)
 on 39 - California Clean Energy Jobs Act (Res 6230)
 e Revenues (All other resources not reported separately)

Revenues
 i00-8799)
 e Revenues
ues

S
 R OUTGO (1000-7499)
 es
 Salaries

Object Code	FY25-26 Revised 2nd Interim Budget	FY26-27	FY27-28
	443 95% 420.85	443 95% 420.85	443 95% 420.85
8011	646,918	775,264	910,558
8012	84,170	84,170	84,170
8019	-	-	-
8096	4,163,430	4,163,430	4,163,430
8091, 8097	-	-	-
	4,894,518	5,022,864	5,158,158
8290	65,863	67,839	69,874
8290	11,119	11,453	11,796
8290	-	-	-
8290	-	-	-
8290	-	-	-
8290	10,000	10,000	10,000
8290	-	-	-
8181	56,810	58,514	60,270
8182	4,997	5,147	5,301
8220	41,403	42,645	43,924
8110	-	-	-
8100-8299	-	-	-
	190,192	195,598	201,166
8792	372,071	383,233	394,730
8590	34,455	35,489	36,553
8550	8,648	8,908	9,175
8677, 8590	-	-	-
8590	-	-	-
8590	-	-	-
8590	-	-	-
8560	80,382	82,793	85,277
8560	34,510	35,545	36,612
8590	-	-	-
8300-8599	871,986	641,572	660,819
	1,402,052	1,187,540	1,223,167
8600-8799	224,944	271,692	279,843
	224,944	271,692	279,843
	6,711,706	6,677,694	6,862,333
1100	2,403,269	2,427,301	2,451,574


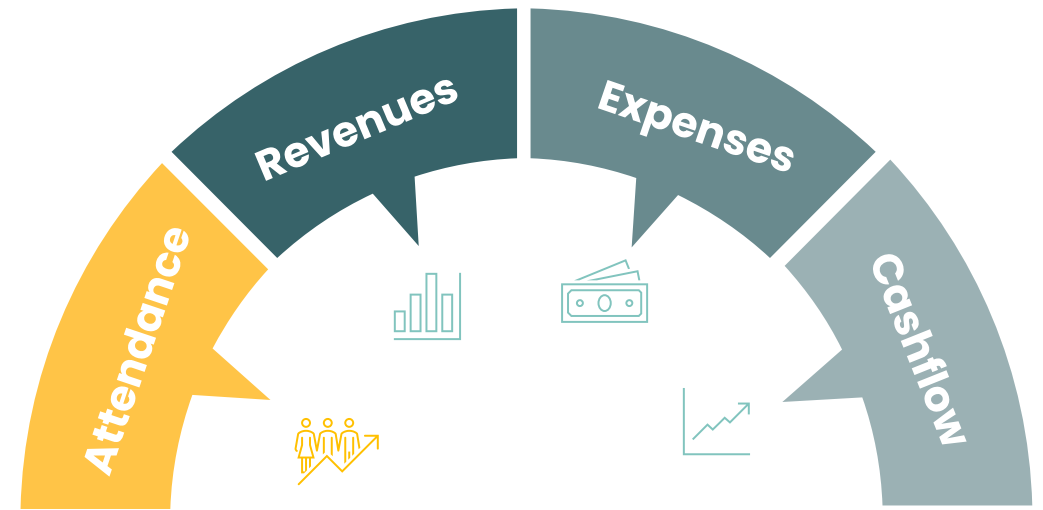
1200	216,000	218,160	220,342
1300	245,000	247,450	249,925
1900	-		
	2,864,269	2,892,911	2,921,840
2100	262,276	264,899	267,548
2200	222,788	225,015	227,266
2300	-	-	-
2400	200,917	202,926	204,955
2900	28,263	28,545	28,831
	714,243	721,385	728,599
3101-3102	478,567	483,353	488,186
3201-3202	-	-	-
3301-3302	118,410	119,594	120,790
3401-3402	336,000	339,360	342,754
3501-3502	27,694	27,971	28,251
3601-3602	17,893	18,071	18,252
3701-3702	-	-	-
3751-3752	-	-	-
3901-3902	-	-	-
	978,563	988,349	998,233
4100	21,000	21,210	21,422
4200	13,000	13,130	13,261
4300	85,000	85,850	86,709
4400	130,000	131,300	132,613
4700	110,000	111,100	112,211
	359,000	362,590	366,216
5100	177,395	179,169	180,961
5200	35,000	35,350	35,704
5300	12,000	12,120	12,241
5400	75,000	75,750	76,508
5500	295,000	297,950	300,930
5600	86,620	87,486	88,361
5700	-	-	-
5800	890,416	899,320	908,313
5900	32,000	32,320	32,643
	1,603,431	1,619,465	1,635,659
6900	90,000	90,900	91,809
	90,000	90,900	91,809
7110-7143	-		
7211-7213	-		
7221-7223	-		
7280-7299	-		
7300-7399	-		
7430-7439	-		
7439	-		
	-	-	-

	6,609,505	6,675,600	6,742,356
	102,201	2,094	119,977
8930-8979	-		
7630-7699	-		
8980-8999	-		
	-	-	-
	102,201	2,094	119,977

FY25-26
REVISION #2

Innovations Academy

Prepared by Joshua Hartzel – CSMC
jhartzel@csmci.com



Enrollment and ADA Projections

FY25-26 Revision #2

Category	Initial	Revision #2	Variance
Enrollment	475	443	(32)
ADA	451.3	420.9	(30.4)

Total Revenue

FY25-26 Revision #2

Category	Initial	Revision #2	Variance
LCFF	\$5,075,222	\$4,894,518	(\$180,704)
Federal	\$166,059	\$190,192	\$24,133
State	\$1,284,885	\$1,453,807	\$168,922
Local	\$224,944	\$224,944	-
Total	\$6,751,110	\$6,763,460	\$12,350
One-Time Revenues	\$734,473	\$906,441	\$171,968

Revenue Comments

FY25-26 Revision #2

- LCFF revenues decreased due to the decline in enrollment/ADA (~12k/ADA)
- Federal revenue increased due to new Title Fund Allocations
- Non-LCFF state revenues decrease slightly due to adjustments to ADA based funding.
- One-Time State Revenues increased based on the release of the new “Student Support and Professional Development” grant.

Total Expenses

FY25-26 Revision #2

Category	Initial	Revision #2	Variance
Personnel	\$4,700,864	\$4,557,074	(\$143,790)
Books and Supplies	\$351,000	\$359,000	\$8,000
Services and Other Operating	\$1,605,352	\$1,603,431	(\$1,921)
Depreciation	\$90,000	\$90,000	-
Other Outgoing	-	-	-
Total	\$6,747,216	\$6,609,505	(\$137,711)

Expense Comments

FY25-26 Revision #2

- Personnel expenses decreased with adjustments to wages and benefits matching current personnel roster
- 4000s (books/supplies) increased slightly due to additional spending in Curriculum
- 5000s (operating expenses/services) decreased slightly when we adjusted the District Oversight to match the current Enrollment rates.

Bottom Line and Fund Balance

FY25-26 Revision #2

Category	Initial	Revision #2
Surplus / (Deficit)	\$3,894	\$153,955



info@csmci.com

888.994.CSMC

43460 Ridge Park Dr., Ste. 100,
Temecula

Compliance Items with Due Dates and Notes

Ongoing / multi-year

1. Review and Update Policies (ongoing; concentrate around January 1 and July 1 as new laws take effect, plus regular board review)
2. LCAP Goal and Action Implementation Monitoring (ongoing; often quarterly, with emphasis at mid-year and end-of-year)
3. Charter Implementation Monitoring (ongoing; aligned with authorizer oversight expectations and site visits)
4. WASC Accreditation (if pursued; on a multi-year cycle, with specific report and visit dates set by WASC)

July–October (start of year and fall)

5. Local Control Accountability Plan (LCAP) adopted (by July 1 each year)
6. Outside Audit Documents Upload – second round for final/year-end audit work (often July–October, depending on auditor and county timelines)
7. Local Indicator Preparation and Submission (late summer–early fall, ahead of Dashboard window)
8. Local Indicators (Dashboard self-ratings completed in Dashboard window, typically fall)
9. CALSAAS Reporting (fall monitoring windows tied to CALPADS fall data; exact dates vary by year)
10. California Basic Educational Data System (CBEDS) Information Day (first Wednesday in October each year)

November–February (mid-year)

11. Civil Rights Data Collection (CRDC) when active (biennial federal window typically spanning fall–spring)
12. School Accountability Report Card (SARC) (published and submitted by February 1, covering prior year)
13. LCAP Mid-Year / Annual Update presentation (by February 28 at a regular governing board meeting)

March–June (spring and planning for next year)

14. Auditor Selection Certification (due March 1 for the upcoming audit)

Compliance Items with Due Dates and Notes

15. Outside Audit Documents Upload – first round for interim fieldwork (spring, scheduled with auditor)
16. School Plan for Student Achievement (SPSA) review/approval (spring, prior to next year’s budget and Title planning)
17. District Site Visit Documents Upload (prior to annual site visit; month/day set by authorizer, often spring)

If you’d like, I can turn this into a one-page checklist you can paste into your board packet or internal compliance calendar.

Charter compliance items in annual order

Compliance item	Typical / statutory due date (most recent guidance)	Notes
Review and Update Policies (ongoing – for board), add new policies as they are legislated	Ongoing; usually at least annually, and as new legislation or regulations are enacted	Focus reviews around January 1 and July 1 when many new laws take effect, plus additional updates as required; best practice is to calendar a standing annual policy review.
LCAP Goal and Action Implementation Monitoring	Ongoing; at least once per year, often quarterly or at mid-year and end-of-year	Schedule regular check-ins (e.g., quarterly) to review implementation, expenditures, and progress toward goals as part of LCAP monitoring.
Charter Implementation Monitoring	Ongoing; often aligned to authorizer requirements (e.g., annual reports, site visits)	Use your charter petition, MOU, and oversight protocols to define deliverables and timelines; many items cluster around the same times as LCAP and Dashboard work.
WASC Accreditation (if we ever plan to pursue it again)	Multi-year cycle with specific visit and report dates	If pursued, WASC will provide an accreditation calendar with self-study due dates, mid-cycle reports, and visit years; this runs in

Compliance Items with Due Dates and Notes

Compliance item	Typical / statutory due date (most recent guidance)	Notes
Local Control Accountability Plan (LCAP)	Adopted by governing board on or before July 1 each year	parallel to the yearly compliance cycle. Include the three-year plan or annual update, plus Budget Overview for Parents and any required addenda; submit to your authorizer/COE shortly after adoption.
Outside Audit Documents Upload (2x per year) – final/year-end work	Typically July–October for final fieldwork	Auditors usually request year-end documentation in late summer or early fall; specific upload dates are set in the audit engagement timeline.
Local Indicator Preparation and Submission	Late summer–early fall, ahead of Dashboard window	Gather evidence, complete self-reflection tools, and prepare ratings before the Dashboard local indicator window closes.
Local Indicators	During Dashboard submission window (typically fall)	Enter local indicator results in the Dashboard system within the CDE-defined timeframe for that year.
CALSAAS Reporting	During CALPADS/CALSAAS windows, often tied to fall data	Review and resolve potential misassignments flagged from CALPADS data during the assignment monitoring windows; exact dates are issued annually.
California Basic Educational Data	First Wednesday in October each year	Report enrollment and staffing data based on CBEDS Information Day;

Compliance Items with Due Dates and Notes

Compliance item	Typical / statutory due date (most recent guidance)	Notes
System (CBEDS) Oct 1st each year		many calendars shorthand this as “October 1.”
Civil Rights Data Collection (CRDC)	Biennial federal window, typically fall–spring	When active, follow the U.S. Department of Education schedule for opening and closing dates; tasks may span multiple months.
School Accountability Report Card (SARC)	By February 1 each year (covers prior school year)	Publish on the website and submit as required; the SARC is considered current through January 31 of the following year.
Local Control Accountability Plan MidYear Update	By February 28 at a regular governing board meeting	Present mid-year or annual LCAP progress and related budget overview in a public meeting on or before February 28.
Auditor Selection Certification Due March 1st	March 1 each year	Certify your auditor selection for the upcoming fiscal year using the process required by your SDCOE
Outside Audit Documents Upload (2x per year) – interim work	Spring, prior to interim audit fieldwork	Upload documents requested for interim testing; dates are agreed upon with your auditor (often March–May).
School Plan for Student Achievement (SPSA)	Spring, before next year’s budget and Title planning	Review with the school site council and obtain governing board approval so the plan aligns with the upcoming year’s funding and goals.
District Site Visit Documents Upload (prior to annual site visit)	Prior to the annual authorizer site visit (often spring)	Upload oversight documents by the deadline provided by the district.