

**INNOVATIONS ACADEMY CHARTER SCHOOLS  
BOARD OF DIRECTORS AGENDA ITEM  
February 12, 2016  
Informational/Action Item**

**RECOMMENDATION:** Approve the 2015-2016 Consolidated Application .

**BACKGROUND INFORMATION:**

The Consolidated Application (ConApp) is used by the California Department of Education (CDE) to distribute categorical funds from various state and federal programs to county offices, school districts, and direct-funded charter schools throughout California. Annually, in June, each local educational agency (LEA) submits Part I of the application to document participation in these programs and provide assurances that the district will comply with the legal requirements of each program. Program entitlements are determined by formulas contained in the laws that created the programs. Out of each state and federal program entitlement, districts allocate funds for indirect costs of administration, for programs operated by the district office, and for programs operated at schools.

**CURRENT INFORMATION:**

**Title I, Part A Basic Grant- NCLB/ESEA- \$35,514**

*Required Set-Asides because of Program Improvement Status*

Professional Development (10% of total allocation): \$3,551

1. Support and training for Staff.
2. Support for staff development to help English Learners.
3. Support for staff development in building quality relationships with students.
4. Institutional membership in the California Charter School Association.
5. Support for teachers to attend conferences related to standards-based lesson planning.

Supplemental Educational Services (20%): \$7,102

Public School choice transportation: \$0

Parent Outreach and assistance for Choice and SES : \$50

*Total of set aside expenditures: \$10,703*

***Title I, Part A Discretionary Spending in support of single plan for student achievement: \$24,811***

-

**Title II, Part A, Teacher Quality - \$645**

Funds are designated to ensure compliance with professional development activities and to support teachers meeting state and NCLB credentialing requirements.

1. Salary and training instructional leadership.

**Title III, Part A, Limited English Proficient (LEP) - \$517**

Funds are used to supplement enrichment for English learners.

**2015-16 Certification of Assurances**

Submission of Certification of Assurances is required every fiscal year. A complete list of legal and program assurances for the fiscal year can be found at <http://www.cde.ca.gov/fg/aa/co/ca15asstoc.asp>

**CDE Program Contact:**

Joy Paull, [jpaul@cdede.ca.gov](mailto:jpaul@cdede.ca.gov), 916-319-0297

**LEA Plan**

An LEA that receives Title III funds, or any LEA that receives Title I funds and is in Program Improvement corrective action must certify that its LEA Plan, including any Addenda to the Plan, is current and provide the local online web address for their LEA Plan. An LEA that receives Title III funds and is in Title III Improvement status must post their Improvement Plan in the California Accountability and Improvement System (CAIS) at <http://www.cde.ca.gov/ta/ac/ca/>.

State Board of Education approval date	5/12/2011
LEA Plan Web page (format <a href="http://SomeWebsiteName.xxx">http://SomeWebsiteName.xxx</a> )	<a href="http://innovationsacademy.org/">http://innovationsacademy.org/</a>

**Consolidated Application Certification Statement**

I hereby certify that all of the applicable state and federal rules and regulations will be observed by this applicant; that to the best of my knowledge the information contained in this application is correct and complete; and I agree to have the use of these funds reviewed and/or audited according to the standards and criteria set forth in the California Department of Education's Categorical Program Monitoring (CPM) Manual. Legal assurances for all programs are accepted as the basic legal condition for the operation of selected projects and programs and copies of assurances are retained on site. I certify that we accept all assurances except for those for which a waiver has been obtained or requested. A copy of all waivers or requests is on file. I certify that actual ink signatures for this page are on file.

Authorized Representative's Full Name	Christine Kuglen
Authorized Representative's Signature	
Authorized Representative's Title	Pricipal
Authorized Representative Signature Date	06/15/2015

**\*\*\*Warning\*\*\***

The data in this report may be protected by the Family Educational Rights and Privacy Act (FERPA) and other applicable data privacy laws. Unauthorized access or sharing of this data may constitute a violation of both state and federal law.

### 2015-16 Protected Prayer Certification

ESEA Section 9524(b) specifies federal requirements regarding constitutionally protected prayer in public elementary and secondary schools. This form meets the annual requirement and provides written certification.

**CDE Program Contact:**

Franco Rozic, Title I Monitoring and Support Office, [frozic@cde.ca.gov](mailto:frozic@cde.ca.gov), 916-319-0269

### Protected Prayer Certification Statement

The LEA hereby assures and certifies to the California State Board of Education that the LEA has no policy that prevents, or otherwise denies participation in, constitutionally protected prayer in public schools as set forth in the "Guidance on Constitutionally Protected Prayer in Public Elementary and Secondary Schools."

The LEA hereby assures that this page has been printed and contains an ink signature. The ink signature copy shall be made available to the California Department of Education upon request or as part of an audit, a compliance review, or a complaint investigation.

The authorized representative agrees to the above statement	Yes
Authorized Representative's Full Name	Christine Kuglen
Authorized Representative Title	Principal
Authorized Representative Signature Date	06/15/2015
Comment If the LEA is not able to certify at this time an explanation must be provided in the Comment field. (Maximum 500 characters)	

**\*\*\*Warning\*\*\***

The data in this report may be protected by the Family Educational Rights and Privacy Act (FERPA) and other applicable data privacy laws. Unauthorized access or sharing of this data may constitute a violation of both state and federal law.

## 2015-16 Application for Funding

**CDE Program Contact:**

Education Data Office, [ConApp@cde.ca.gov](mailto:ConApp@cde.ca.gov), 916-319-0297

**Local Governing Board Approval**

The LEA is required to review and receive approval of their Application for Funding selections with their local governing board.

Date of approval by local governing board	08/31/2015
---	------------

**District English Learner Advisory Committee (DELAC) Review**

Per Title 5 of the California Code of Regulations Section 11308, if your district has more than 50 English learners the district must establish a District English Learner Advisory Committee (DELAC) and involve them in the application for funding for programs that serve English learners.

DELAC representative's full name	Christine Kuglen
DELAC review date	08/31/2015
Meeting minutes web address <small>Please enter the Web address of DELAC review meeting minutes (format <a href="http://SomeWebsiteName.xxx">http://SomeWebsiteName.xxx</a>). If a Web address is not available, the LEA must keep the minutes on file which indicates that the application is approved by the committee.</small>	<a href="http://innovationsacademy.org/">http://innovationsacademy.org/</a>
DELAC comment <small>If an advisory committee refused to review the application, or if DELAC review is not applicable, enter a comment. (Maximum 500 characters)</small>	

**Application for Categorical Programs**

To receive specific categorical funds for a school year the LEA must apply for the fund by selecting Yes. Only the categorical funds the LEA is eligible to receive are displayed.

<b>Title I Part A (Basic Grant)</b> ESEA Sec. 1111 et seq. SACS 3010	Yes
<b>Title II Part A (Teacher Quality)</b> ESEA Sec. 2101 SACS 4035	Yes
<b>Title III Part A Immigrant</b> ESEA Sec. 3102 SACS 4201	Yes
<b>Title III Part A LEP</b> ESEA Sec. 3102 SACS 4203	Yes

**\*\*\*Warning\*\*\***

The data in this report may be protected by the Family Educational Rights and Privacy Act (FERPA) and other applicable data privacy laws. Unauthorized access or sharing of this data may constitute a violation of both state and federal law.

### 2015-16 Federal Transferability

Federal transferability is governed by Title VI in ESEA Section 6123. An LEA may transfer a maximum of 50% of any program to other programs. This transferability is not the same as Title VI Subpart 1 REAP Flexibility governed by ESEA Section 6211.

**CDE Program Contact:**

Education Data Office, [ConApp@cde.ca.gov](mailto:ConApp@cde.ca.gov), 916-319-0297

**This data collection is not applicable, program funds cannot be transferred out as the LEA is in Program Improvement year 3.**

**\*\*\*Warning\*\*\***

The data in this report may be protected by the Family Educational Rights and Privacy Act (FERPA) and other applicable data privacy laws. Unauthorized access or sharing of this data may constitute a violation of both state and federal law.

**2015-16 Title I, Part A LEA Allocation**

The purpose of this data collection is to calculate the full Title I Part A allocation available to the LEA.

**CDE Program Contact:**

Jane Liang, District Innovation and Improvement Office, [jliang@cde.ca.gov](mailto:jliang@cde.ca.gov), 916-319-0259  
 Jacqueline Matranga, District Innovation and Improvement Office, [jmatranga@cde.ca.gov](mailto:jmatranga@cde.ca.gov), 916-445-4905

2015-16 Title I, Part A entitlement	\$35,514
Transferred-in amount	\$0
Title I, Part A entitlement after transfers	\$35,514
<b>Note:</b> In order for the 2014-15 Allowable Carryover amount to be pre-populated, the 2014-15 Title I, Part A Carryover data collection should be completed and saved before beginning data entry on this data collection.	
2014-15 Allowable Carryover (Allowable values are the 12 month 2014-15 carryover amount or, whichever is less either the 15 month 2014-15 carryover amount or 15% of the 2014-15 entitlement plus transfers-in amount)	\$0
Repayment of funds	
2015-16 Total allocation	\$35,514
Indirect cost reservation	
Administrative reservation	
2015-16 Title I, Part A adjusted allocation	\$35,514
<b>Indirect Cost and Administration Calculation Tool</b> To help determine allowable indirect cost and administration reserves, based on your Approved Indirect Cost Rate as defined on <a href="http://www.cde.ca.gov/fg/ac/ic/">http://www.cde.ca.gov/fg/ac/ic/</a> , below are recommended values.	
2015-16 Approved indirect cost rate	5.11%
Maximum allowable indirect cost reservation	\$1,726
Recommended administration reservation	\$3,600

**\*\*\*Warning\*\*\***

The data in this report may be protected by the Family Educational Rights and Privacy Act (FERPA) and other applicable data privacy laws. Unauthorized access or sharing of this data may constitute a violation of both state and federal law.

**2015-16 Title I, Part A Reservations, Required**

To report LEA required reservations before distributing funds to schools, and to calculate and report nonprofit private school set-aside values.

**CDE Program Contact:**

Lana Zhou, Title I Policy and Program Guidance Office, [lzhou@cde.ca.gov](mailto:lzhou@cde.ca.gov), 916-319-0956  
 Sylvia Hanna, Title I Policy and Program Guidance Office, [shanna@cde.ca.gov](mailto:shanna@cde.ca.gov), 916-319-0948

**Nonprofit Private School Equitable Services Percentage Calculation**

Total participating nonprofit school low income students	
Total participating attendance area low income students	0
Percent of nonprofit private school low income students for equitable service calculations	0.00%

**Required Reservations**

Title I Part A adjusted allocation	\$35,514
------------------------------------	----------

**Parental Involvement**

Parental involvement (1% of the entitlement plus transfers-in if greater than \$500,000.)	\$0
Supplemental parental involvement (Optional: Additional discretionary set-aside.)	\$0
Nonprofit private school parental involvement set-aside	\$0
Amount remaining	\$0
Public school parental involvement	
Balance available for LEA parental involvement activities	\$0

**Direct and Indirect Services**

Direct or indirect services to homeless children, regardless of their school of attendance	\$1
Homeless services provided  (Maximum 500 characters)	Innovations Academy did not have any students who were identified as homeless. In the event of a change in status Innovations Academy will provide services and support as required.
Local neglected institutions Does the LEA have local institutions for neglected children or children currently classified as neglected?	
Direct or indirect services in local institutions for neglected children	
Local delinquent institutions	

**\*\*\*Warning\*\*\***

The data in this report may be protected by the Family Educational Rights and Privacy Act (FERPA) and other applicable data privacy laws. Unauthorized access or sharing of this data may constitute a violation of both state and federal law.

**2015-16 Title I, Part A Reservations, Required**

To report LEA required reservations before distributing funds to schools, and to calculate and report nonprofit private school set-aside values.

**CDE Program Contact:**

Lana Zhou, Title I Policy and Program Guidance Office, [lzhou@cde.ca.gov](mailto:lzhou@cde.ca.gov), 916-319-0956  
 Sylvia Hanna, Title I Policy and Program Guidance Office, [shanna@cde.ca.gov](mailto:shanna@cde.ca.gov), 916-319-0948

Does the LEA have local institutions for delinquent children?	
Other neglected or delinquent services	

**Program Improvement (PI)**

The following reservations are required if the LEA is in Program Improvement, or has one or more schools in Program Improvement.

Public school choice transportation (Choice)	
Supplemental educational services (SES)	\$7,102
Parent outreach and assistance for Choice and SES	\$50
2014-15 Unallocated Choice/SES	
Program Improvement general comments (Maximum 500 characters)	

**\*\*\*Warning\*\*\***

The data in this report may be protected by the Family Educational Rights and Privacy Act (FERPA) and other applicable data privacy laws. Unauthorized access or sharing of this data may constitute a violation of both state and federal law.



**2015-16 Title I, Part A Reservations, Allowed**

To report LEA allowable reservations before distributing funds to schools, and to calculate and report nonprofit private school set-aside values.

**CDE Program Contact:**

Lana Zhou, Title I Policy and Program Guidance Office, [lzhou@cde.ca.gov](mailto:lzhou@cde.ca.gov), 916-319-0956  
 Rina DeRose, Title I Policy and Program Guidance Office, [RDerose@cde.ca.gov](mailto:RDerose@cde.ca.gov), 916-323-0472

**Allowed Reservations**

**Professional Development for Highly Qualified Teachers and Paraprofessionals**

Professional development for highly qualified teachers and paraprofessionals	
Nonprofit private school equitable services	\$0
Professional development reserved for public schools	\$0

**District-wide Instructional Programs**

District-wide instructional programs (Non-PI activities)	
Nonprofit private school equitable services	\$0
District-wide instructional programs for Title I public schools	\$0

**Other School Programs**

Other school programs Including summer school or intersession programs or before and after school programs.	
Nonprofit private school equitable services	\$0
Other school programs reserved for public schools	\$0

**Other Allowable Reservations**

Salary differentials	
Preschool programs	
Capital expenses for nonprofit private schools	

**Program Improvement Activities**

Teacher incentives and rewards (Maximum 5% of entitlement after transfers.)	
Professional development of highly qualified teachers	
Technical assistance to schools	
Summer school, intersession programs or before and after school programs	

**\*\*\*Warning\*\*\***

The data in this report may be protected by the Family Educational Rights and Privacy Act (FERPA) and other applicable data privacy laws. Unauthorized access or sharing of this data may constitute a violation of both state and federal law.

**2015-16 Title I, Part A Reservations, Allowed**

To report LEA allowable reservations before distributing funds to schools, and to calculate and report nonprofit private school set-aside values.

**CDE Program Contact:**

Lana Zhou, Title I Policy and Program Guidance Office, [lzhou@cde.ca.gov](mailto:lzhou@cde.ca.gov), 916-319-0956  
 Rina DeRose, Title I Policy and Program Guidance Office, [RDerose@cde.ca.gov](mailto:RDerose@cde.ca.gov), 916-323-0472

**Reservation Summary**

Adjusted Allocation	\$35,514
Total required reservations	\$7,153
Total allowed reservations	\$0
Allocations after reservations	\$28,361
Total nonprofit private school set-aside	\$0
Private nonprofit school Parental Involvement set-aside	\$0
Public school Parental Involvement set-aside	\$0
Amount available for Title I, Part A school allocations	\$28,361

**\*\*\*Warning\*\*\***

The data in this report may be protected by the Family Educational Rights and Privacy Act (FERPA) and other applicable data privacy laws. Unauthorized access or sharing of this data may constitute a violation of both state and federal law.

## 2015-16 Title I, Part A Program Improvement Midyear Activity and Expenditure Report

If one or more schools is in Program Improvement, the LEA is required to provide a mid-year status of activities related to Choice and or SES services.

**CDE Program Contact:**

Jacqueline Matranga, District Innovation and Improvement Office , [jmatranga@cde.ca.gov](mailto:jmatranga@cde.ca.gov), 916-445-4905  
 Jane Liang, District Innovation and Improvement Office, [jliang@cde.ca.gov](mailto:jliang@cde.ca.gov), 916-319-0259

**Activities**

Number of students who applied for Choice	0
Number of new and continuing students who transferred to attend a non-PI school under ESEA	0
Number of new and continuing students who transferred to attend a non-PI school under a local or state school choice program	0
Number of students who applied for SES	5
Number of students who received SES	5
Activities comment An explanation must be provided if all activities are zero.	

**Expenditures and Encumbrances**

Due to a federal audit comment received, LEAs are required to provide biannual year-to-date PI expenditures and encumbrances in support of Choice and SES activities.

Choice transportation using Title I Part A funds	
Choice transportation using non-Title I Part A funds	
SES using Title I Part A funds	\$7,102
SES using non-Title I Part A funds	
Parent outreach using Title I Part A funds	\$500
Parent outreach using non-Title I Part A funds	
Total expenditures and encumbrances using Title I Part A funds	\$7,602
Total expenditures and encumbrances using non-Title I Part A funds	\$0
Expenditure comment An explanation is required if no program improvement expenditures or encumbrances have occurred (maximum 500 characters).	

**\*\*\*Warning\*\*\***

The data in this report may be protected by the Family Educational Rights and Privacy Act (FERPA) and other applicable data privacy laws. Unauthorized access or sharing of this data may constitute a violation of both state and federal law.

### 2015-16 Title II, Part A LEA Allocations and Reservations

The purpose of this data collection is to calculate the total allocation amount available to the LEA for Title II Part A Teacher & Principal Training & Recruiting, and to report required reservations.

**CDE Program Contact:**

Melissa Flemmer, Educator Excellence Office, [mflemmer@cde.ca.gov](mailto:mflemmer@cde.ca.gov), 916-324-5689

Juan J. Sanchez, Section 2141 Contact, [jsanchez@cde.ca.gov](mailto:jsanchez@cde.ca.gov), 916-323-5264

2015-16 Title II Part A entitlement	\$645
Total funds transferred out of Title II, Part A	\$0
Total entitlement after transfers	\$645
Repayment of funds	\$0
Repayment comment	
Provide an explanation of why repayment dollars were added back to the allocation	
2015-16 Allocation	\$645
Administrative and indirect costs	\$0
2015-16 Title II, Part A adjusted allocation	\$645

**\*\*\*Warning\*\*\***

The data in this report may be protected by the Family Educational Rights and Privacy Act (FERPA) and other applicable data privacy laws. Unauthorized access or sharing of this data may constitute a violation of both state and federal law.

**2015-16 Title III, Part A Immigrant LEA Allocations**

The purpose of this data collection is to calculate the total allocation amount available to the LEA for Title III Part A Immigrant, and to report required reservations.

**CDE Program Contact:**

Patty Stevens, Language Policy and Leadership Office, [pstevens@cde.ca.gov](mailto:pstevens@cde.ca.gov), 916-323-5838

2015-16 Title III, Part A Immigrant entitlement	\$517
Repayment of funds	\$0
2015-16 Allocation	\$517
Administrative and indirect costs	\$0
2015-16 Adjusted allocation	\$517
General comment (Maximum 500 characters)	

**\*\*\*Warning\*\*\***

The data in this report may be protected by the Family Educational Rights and Privacy Act (FERPA) and other applicable data privacy laws. Unauthorized access or sharing of this data may constitute a violation of both state and federal law.

### 2015-16 Title III, Part A Immigrant YTD Expenditure Report, 6 Months

A report of year-to-date expenditures by activity. Activity period covered is July 1, 2015 through December 31, 2015.

**CDE Program Contact:**

Patty Stevens, Language Policy and Leadership Office, [pstevens@cde.ca.gov](mailto:pstevens@cde.ca.gov), 916-323-5838  
 Geoffrey Ndirangu, Language Policy and Leadership Office, [gndirang@cde.ca.gov](mailto:gndirang@cde.ca.gov), 916-323-5831

**Approved Immigrant Sub-grantee Activities**

(e) ACTIVITIES BY AGENCIES EXPERIENCING SUBSTANTIAL INCREASES IN IMMIGRANT CHILDREN AND YOUTH-

(1) IN GENERAL-An eligible entity receiving funds under section 3114(d)(1) shall use the funds to pay for activities that provide enhanced instructional opportunities for immigrant children and youth, which may include-

- (A) family literacy, parent outreach, and training activities designed to assist parents to become active participants in the education of their children;
- (B) support for personnel, including teacher aides who have been specifically trained, or are being trained, to provide services to immigrant children and youth;
- (C) provision of tutorials, mentoring, and academic or career counseling for immigrant children and youth
- (D) identification and acquisition of curricular materials, educational software, and technologies to be used in the program carried out with funds;

(E) basic instruction services that are directly attributable to the presence in the school district involved of immigrant children and youth, including the payment of costs of providing additional classroom supplies, costs of transportation, or such other costs as are directly attributable to such additional basic instruction services;

(F) other instruction services that are designed to assist immigrant children and youth to achieve in elementary schools and secondary schools in the United States, such as programs of introduction to the educational system and civics education; and

(G) activities, coordinated with community-based organizations, institutions of higher education, private sector entities with expertise in working with immigrants, to assist parents of immigrant children and youth by offering comprehensive community services.

2015-16 Title III, Part A Immigrant entitlement	\$517
<b>Object Code - Activity</b>	
1000-1999 Certificated personnel salaries	\$0
2000-2999 Classified personnel salaries	\$0
3000-3999 Employee benefits	\$0
4000-4999 Books and supplies	\$517
5000-5999 Services and other operating expenditures	\$0
Administrative and indirect costs	\$0
Total year-to-date expenditures	\$517
2015-16 Unspent funds	\$0
General comment (Maximum 500 characters)	

**\*\*\*Warning\*\*\***

The data in this report may be protected by the Family Educational Rights and Privacy Act (FERPA) and other applicable data privacy laws. Unauthorized access or sharing of this data may constitute a violation of both state and federal law.

**2015-16 Consolidation of Administrative Funds**

A request by the LEA to consolidate administrative funds for specific programs.

**CDE Program Contact:**

Julie Brucklacher, Financial Accountability and Info Srv Office, [jbruckla@cde.ca.gov](mailto:jbruckla@cde.ca.gov), 916-327-0858

Title I, Part A (Basic) SACS Code 3010	No
Title I, Part C (Migrant Education) SACS Code 3060	No
Title I, Part D (Delinquent) SACS Code 3025	No
Title II, Part A (Teacher Quality) SACS Code 4035	No
Title III (Immigrant Students) SACS Code 4201	No
Title III (LEP Students) - 2% maximum SACS Code 4203	No
Title IV, Part B (21st Century Community Learning Centers) SACS Code 4124	No

**\*\*\*Warning\*\*\***

The data in this report may be protected by the Family Educational Rights and Privacy Act (FERPA) and other applicable data privacy laws. Unauthorized access or sharing of this data may constitute a violation of both state and federal law.

### 2015-16 Substitute System for Time Accounting

This certification may be used by auditors and by CDE oversight personnel when conducting audits and sub-recipient monitoring of the substitute time-and-effort system. Approval is automatically granted when the LEA submits and certifies this data collection.

**CDE Program Contact:**

Julie Brucklacher, Financial Accountability and Info Srv Office, [jbruckla@cde.ca.gov](mailto:jbruckla@cde.ca.gov), 916-327-0858

The LEA certifies that only eligible employees will participate in the substitute system and that the system used to document employee work schedules includes sufficient controls to ensure that the schedules are accurate. Additional information on the predetermined schedule substitute system of time accounting can be found at <http://www.cde.ca.gov/fg/ac/co/timeaccounting2013.asp>. Detailed information on documenting salaries and wages, including both substitute systems of time accounting, are described in Procedure 905 of the California School Accounting Manual posted on the Web at <http://www.cde.ca.gov/fg/ac/sa/>.

2015-16 Request for authorization	Yes
LEA certifies that the following is a full disclosure of any known deficiencies with the substitute system or known challenges with implementing the system (Maximum 500 characters)	no known deficiencies

**\*\*\*Warning\*\*\***

The data in this report may be protected by the Family Educational Rights and Privacy Act (FERPA) and other applicable data privacy laws. Unauthorized access or sharing of this data may constitute a violation of both state and federal law.



## 2015-16 Title I, Part A Planned School Allocations

Based on information provided in the School Student Counts data collection, the table below provides eligibility and ranking information. For school allocation planning, the LEA has indicated which schools it intended to allocate Title I Part A funds to by entering a check in the Fund column.

### CDE Program Contact:

Nancy Bodenhausen, Title I Policy and Program Guidance Office, [NBodenhausen@cde.ca.gov](mailto:NBodenhausen@cde.ca.gov), 916-445-4904  
 Lana Zhou, Title I Policy and Program Guidance Office, [lzhou@cde.ca.gov](mailto:lzhou@cde.ca.gov), 916-319-0956

### LEA meets small district criteria, submission of this data collection is optional.

An LEA is defined as a small district criteria if, based on the school list and the data entered in School Student Counts Projected, the LEA meets one or more of the following:

- Is a single school district
- Has a single school per grade span
- Has enrollment total for all schools less than 1,000

If an exception to funding is needed, enter an Exception Reason. Use lower case only.

#### Allowable Exception Reasons

- a - Meets 35% Low Income Requirement
- c - Funded by Other Allowable Sources
- d - Desegregation Waiver on File
- e - Grandfather Provision
- f - Feeder Pattern
- g - Local Funded Charter Opted Out
- h - Local Funded Charter Opt In

Low income measure	FRPM
Group Schools by Grade Span	Yes
District-wide Low Income %	30.57%
Grade Span 1 Low Income %	0.00%

**\*\*\*Warning\*\*\***

The data in this report may be protected by the Family Educational Rights and Privacy Act (FERPA) and other applicable data privacy laws. Unauthorized access or sharing of this data may constitute a violation of both state and federal law.

2015-16 Title I, Part A Planned School Allocations

Based on information provided in the School Student Counts data collection, the table below provides eligibility and ranking information. For school allocation planning, the LEA has indicated which schools it intended to allocate Title I Part A funds to by entering a check in the Fund column.

Grade Span 2 Low Income % 0.00%

Grade Span 3 Low Income % 0.00%

School Name	School Code	Grade Span Group	Projected Enrollment	Projected Low Income Students	Low Income %	Eligible	Funding Required	Ranking	Fund Flag	Exception Reason	Comment (Max 500 char)
Innovations Academy	0118083		350	107	30.57	Y	N	1	N		

\*\*\*Warning\*\*\*

The data in this report may be protected by the Family Educational Rights and Privacy Act (FERPA) and other applicable data privacy laws. Unauthorized access or sharing of this data may constitute a violation of both state and federal law.

***Upcoming Items***

3/4/2016      CALPADS Fall 2 Deadline

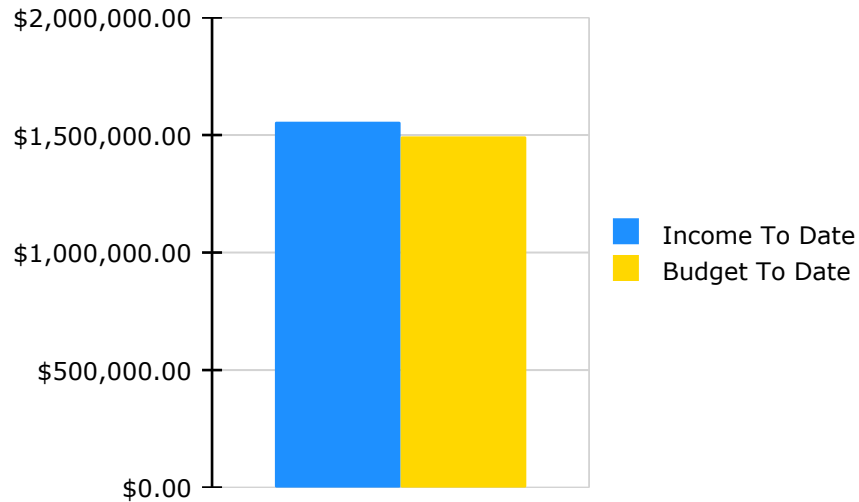
***In case you missed it***

1/15/2016      P1 State Deadline  
1/31/2016      CMDC Reporting

**Total Cash on Hand**

**Book Balance:** \$1,228,285

**Revenue To Date**

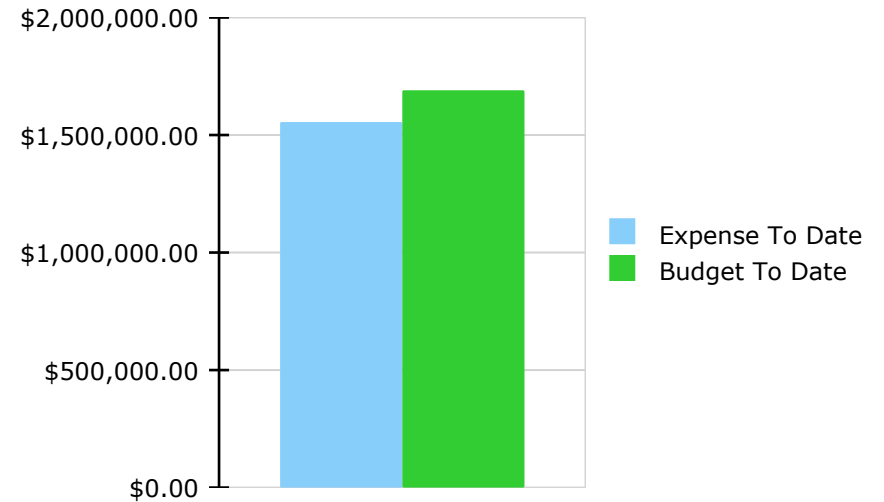


Revenue \$1,556,677

Budget \$1,494,291

Revenue To Budget 104 %

**Expense To Date**



Expense \$1,555,234

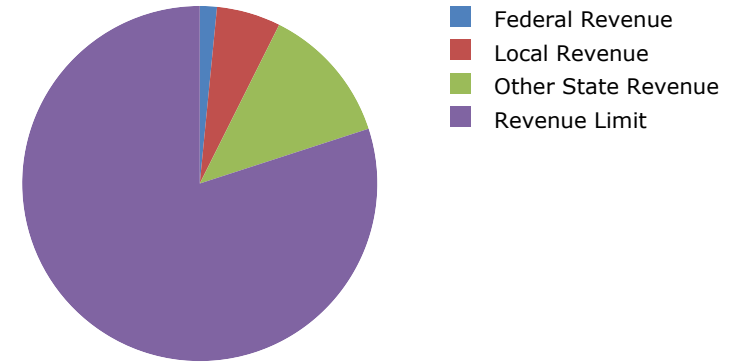
Budget \$1,690,309

Expense To Budget 92 %

Revenue By Category

Account Group	Description	Total	Percent
800	Revenue Limit	\$1,245,293.00	80.00 %
820	Federal Revenue	\$24,200.00	1.55 %
840	Other State Revenue	\$196,397.62	12.62 %
870	Local Revenue	\$90,785.89	5.83 %
<b>Total:</b>		<b>\$1,556,676.51</b>	

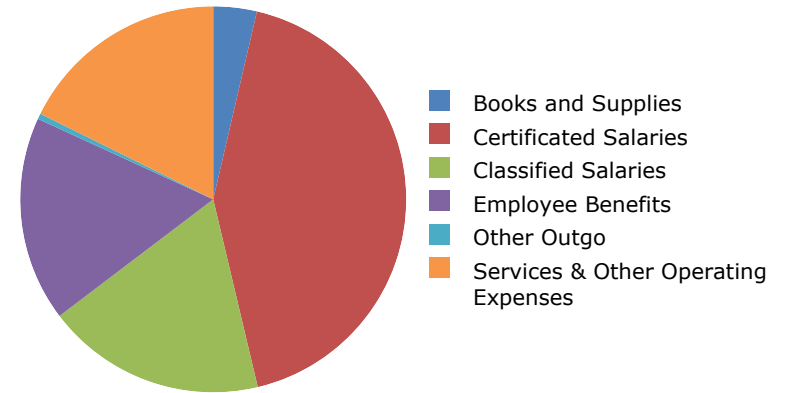
Revenue By Category



Expenses By Category

Account Group	Description	Total	Percent
100	Certificated Salaries	\$663,379.23	42.65 %
200	Classified Salaries	\$285,839.78	18.38 %
300	Employee Benefits	\$267,202.37	17.18 %
400	Books and Supplies	\$56,571.05	3.64 %
500	Services & Other Operating Expenses	\$274,967.99	17.68 %
700	Other Outgo	\$7,273.17	0.47 %
<b>Total:</b>		<b>\$1,555,233.59</b>	

**Expenses By Category**



Innovations Academy

July 2015 - January 2016

YTD Actual to Budget Summary

Segment Name	Filter Applied
Object	All
Restriction	All
Location	All

Account Description	July - January				2015 - 2016	
	Actual	Budget	Variance \$	Variance %	Total Budget	Remaining Budget
<b>Revenue Limit</b>	\$1,245,293	\$1,203,378	\$41,915	3.5 %	\$2,555,287	\$1,197,638
<b>Federal Revenue</b>	\$24,200	\$25,035	(\$835)	-3.3 %	\$79,572	\$55,372
<b>Other State Revenue</b>	\$196,398	\$192,417	\$3,980	2.1 %	\$268,919	\$72,521
<b>Local Revenue</b>	\$90,786	\$73,461	\$17,325	23.6 %	\$194,164	\$103,378
<b>Total Revenue</b>	\$1,556,677	\$1,494,291	\$62,386	4.2 %	\$3,097,942	\$1,428,909
<b>Certificated Salaries</b>	\$663,379	\$695,275	\$31,896	4.6 %	\$1,197,725	\$534,346
<b>Classified Salaries</b>	\$285,840	\$300,593	\$14,753	4.9 %	\$574,833	\$288,993
<b>Employee Benefits</b>	\$267,202	\$254,721	(\$12,481)	-4.9 %	\$446,715	\$162,546
<b>Total Personnel Expenses</b>	\$1,216,421	\$1,250,589	\$34,168	2.7 %	\$2,219,273	\$985,885
<b>Books and Supplies</b>	\$56,571	\$77,268	\$20,697	26.8 %	\$105,300	\$48,649
<b>Services &amp; Other Operating Expenses</b>	\$274,968	\$347,357	\$72,389	20.8 %	\$562,318	\$269,256
<b>Capital Outlay</b>	-	-	-	0.0 %	\$5,473	\$5,473
<b>Other Outgo</b>	\$7,273	\$15,095	\$7,822	51.8 %	\$30,190	\$20,492
<b>Total Operational Expenses</b>	\$338,812	\$439,720	\$100,908	22.9 %	\$703,281	\$343,870
<b>Total Expenses</b>	\$1,555,234	\$1,690,309	\$135,076	8.0 %	\$2,922,554	\$1,329,754
<b>Net Income</b>	\$1,443	(\$196,019)	\$197,461	100.7 %	\$175,388	\$99,155

Segment Name	Filter Applied
Object	All
Restriction	All
Location	All

Liquidity Ratio	30.5
-----------------	------

<b>Assets</b>	
<b>Current Assets</b>	
Cash	\$1,228,285
Accounts Receivables	\$51,737
Prepaid Expenses	\$74,845
<i>Total Current Assets</i>	<i>\$1,354,867</i>
<b>Fixed Assets</b>	
<i>Total Fixed Assets</i>	<i>\$0</i>
<b>Other Assets</b>	
<i>Total Other Assets</i>	<i>\$0</i>
<b>Total Assets</b>	<b>\$1,354,867</b>

<b>Liabilities and Net Assets</b>	
<b>Current Liabilities</b>	
Accounts Payable	\$44,354
<i>Total Current Liabilities</i>	<i>\$44,354</i>

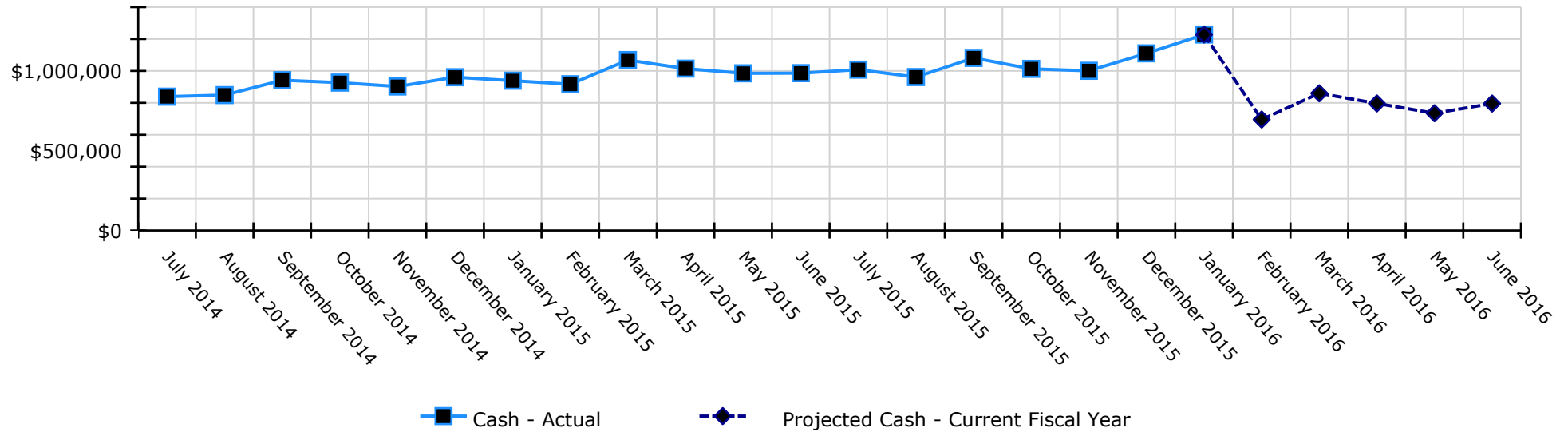


## Innovations Academy

July 2015 - January 2016

<b>Long Term Liabilities</b>	
<i>Total Long Term Liabilities</i>	\$0
<i>Total Liabilities</i>	\$44,354
<b>Net Assets</b>	
Restricted Net Assets	\$102,852
Unrestricted Net Assets	\$1,206,218
Profit/Loss YTD	\$1,443
<i>Total Net Assets</i>	\$1,310,513
<b>Total Liabilities and Net Assets</b>	<b>\$1,354,867</b>

Monthly Book Balance Over Time



	Cash Amount	Actual or Projected
July 2014	\$838,927.49	Actual
August 2014	\$848,682.94	Actual
September 2014	\$941,962.44	Actual
October 2014	\$926,729.17	Actual
November 2014	\$902,445.76	Actual
December 2014	\$960,615.70	Actual
January 2015	\$938,835.23	Actual
February 2015	\$916,672.76	Actual
March 2015	\$1,068,092.50	Actual
April 2015	\$1,014,430.01	Actual
May 2015	\$984,896.72	Actual
June 2015	\$985,926.66	Actual

	Cash Amount	Actual or Projected
July 2015	\$1,008,030.42	Actual
August 2015	\$961,526.21	Actual
September 2015	\$1,081,545.19	Actual
October 2015	\$1,012,887.10	Actual
November 2015	\$1,000,847.17	Actual
December 2015	\$1,110,162.33	Actual
January 2016	\$1,228,284.54	Actual
February 2016	\$695,627.00	Projected
March 2016	\$859,866.00	Projected
April 2016	\$796,335.00	Projected
May 2016	\$735,013.00	Projected
June 2016	\$795,581.00	Projected

Financial Ratio	Formula	Current	Target
Current Ratio (Liquidity)	$(\text{Current Assets}) / (\text{Current Liabilities})$	30.55	> 1.00
Cash Ratio	$(\text{Cash}) / (\text{Current Liabilities})$	2,769.28 %	> 100.00%
Defensive Interval	$(\text{Cash} + \text{Securities} + \text{AR}) / (\text{Average Expenses past 12 months})$	5.94	> 3 months
Debt Ratio	$(\text{Total Liabilities}) / (\text{Total Assets})$	3.27 %	< 33.00%
Asset Ratio	$(\text{Current Assets}) / (\text{Total Assets})$	100.00 %	> 90.00%
Cash on Hand	(Cash)	\$1,228,284.54	$\geq$ \$800,000.00
Days Cash on Hand	$(\text{Cash}) / ((\text{Average Expenses past 12 months}) / (30.4))$	173.41	> 90
Cash Reserve Ratio	$(\text{Cash}) / (\text{Budgeted Annual Expenses})$	42.03 %	> 10.00%
Savings Indicator	$((\text{Last Closed Revenue}) - (\text{Last Closed Expenses})) / (\text{Last Closed Expenses})$	0.48	> 0.00

Description	Description
Current Ratio (Liquidity)	Ability to pay short-term obligations
Cash Ratio	Ability to meet short-term obligations with cash
Defensive Interval	Possible months of continued operations if no additional funds received
Debt Ratio	Proportion of debt relative to total assets
Asset Ratio	Proportion of liquid assets relative to total assets
Cash on Hand	Assets immediately convertible to cash for purchase of goods and services
Days Cash on Hand	Possible days of continued operations using current cash
Cash Reserve Ratio	Ratio of cash to annual expenses expressed as a percentage
Savings Indicator	Increase or decrease in the organization's net assets as a percentage of expenses

### Input Values as of 1/31/2016

## Innovations Academy

July 2015 - January 2016

Cash	\$1,228,284.54
Securities	-
AR	\$51,736.90
Current Assets	\$1,354,866.89
Total Assets	\$1,354,866.89
Current Liabilities	\$44,354.01
Total Liabilities	\$44,354.01
Last Closed Revenue	\$303,591.03
Last Closed Expenses	\$205,192.06
Budgeted Annual Expenses	\$2,922,554.00
Average Expenses past 12 months	\$215,332.43
Average monthly payroll expenses	\$173,774.48